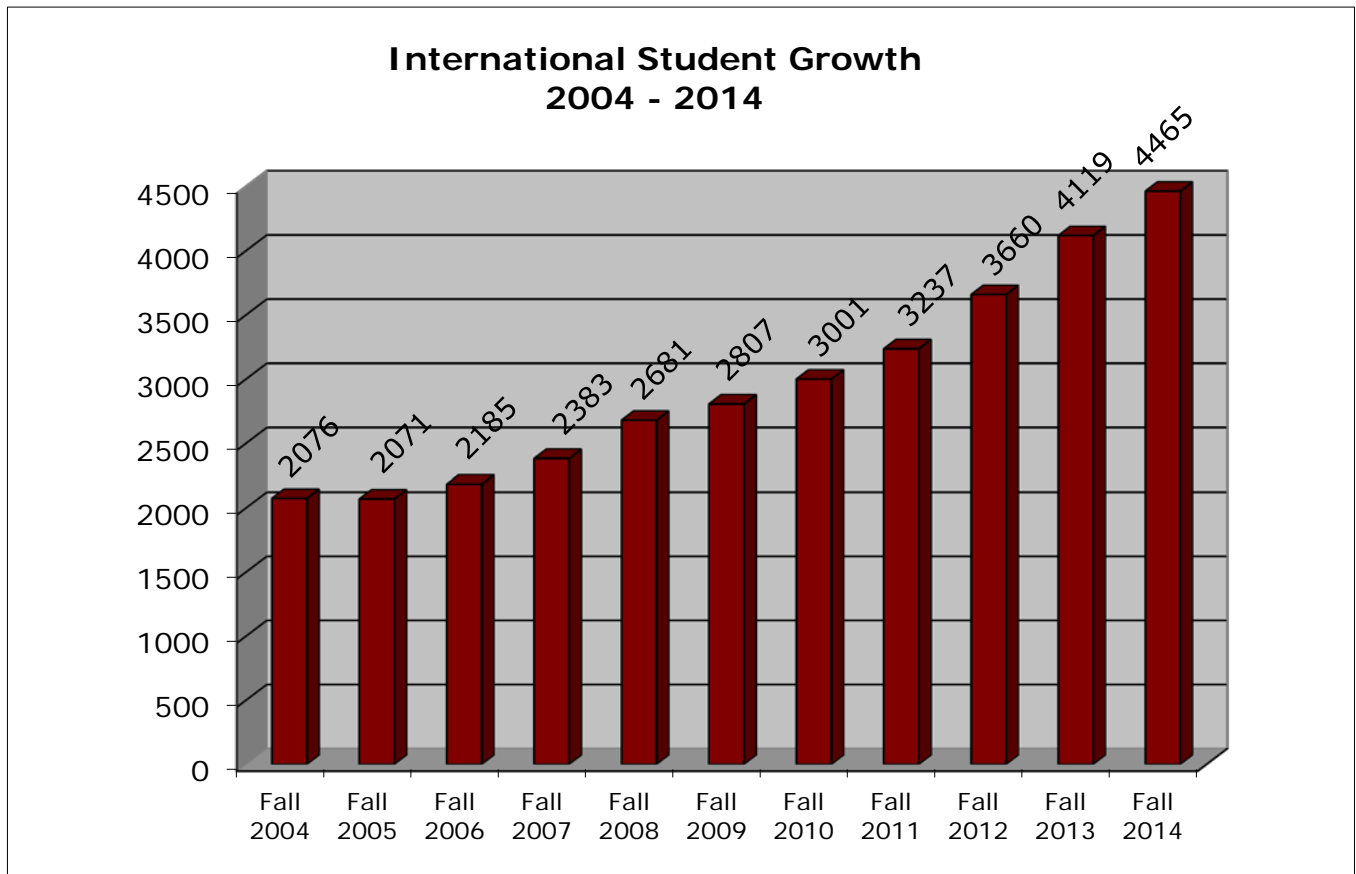


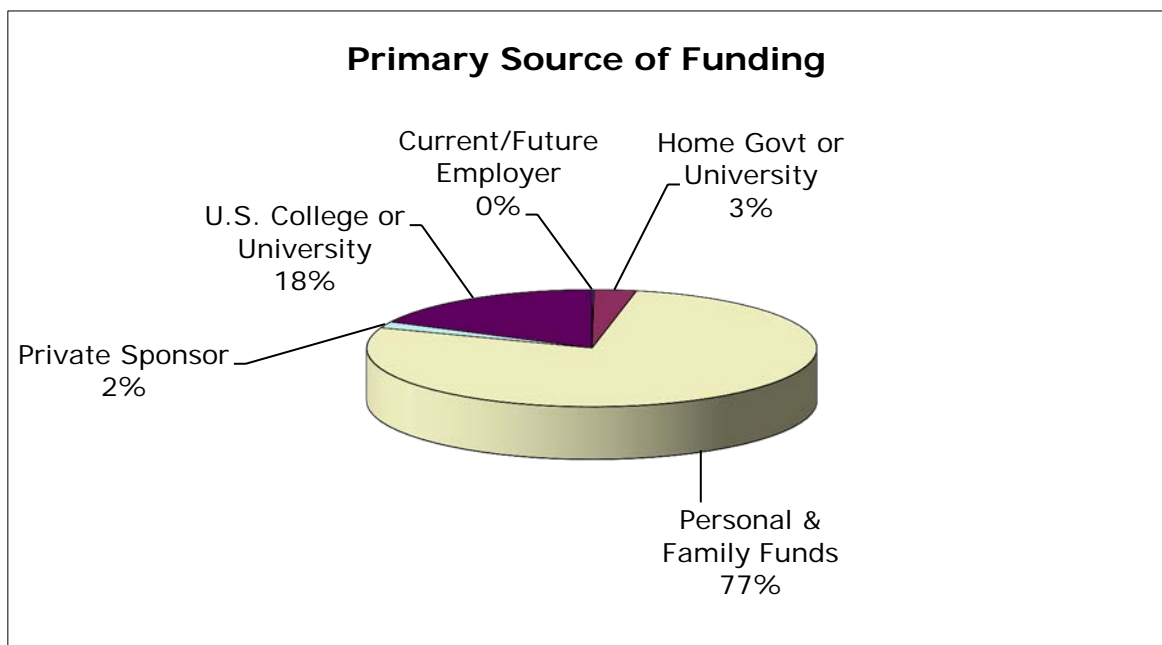
Carnegie Mellon University
Office of International Education
Fall Statistics 2014



International Student Population Breakdown

Doctorate	Master's	Freshmen	Sophomore	Junior	Senior	Exchange	Other	Total
956	2589	263	235	189	145	72	16	4465

Carnegie Mellon University
Office of International Education
Fall Statistics 2014



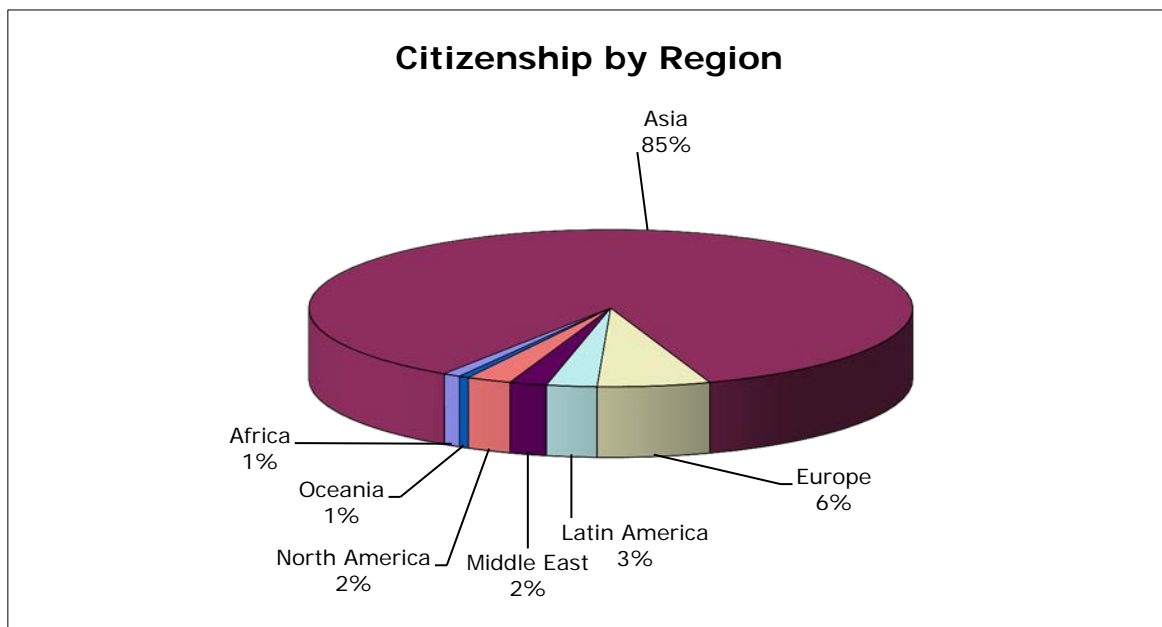
Funding Source	Doc.	Mast.	Fr.	So.	Jr.	Sr.	Ex.	Oth.	Total
Current/Future Employer		6							6
Home Govt or University	40	42	10	3	13	4	23	1	136
Personal & Family Funds	138	2464	252	228	173	140	49	14	3458
Private Sponsor	15	53	1	4	3	1		1	78
U.S. College or University	763	24							787
Totals	956	2589	263	235	189	145	72	16	4465

Immigration Status	Doc.	Mast.	Fr.	So.	Jr.	Sr.	Ex.	Oth.	Total
F-1	937	2583	263	235	189	140	21	15	4383
J-1	19	6	0	0	0	5	51	1	82
Totals	956	2589	263	235	189	145	72	16	4465

Gender	Doc.	Mast.	Fr.	So.	Jr.	Sr.	Ex.	Oth.	Total
Male	704	1639	142	141	119	92	48	5	2890
Female	252	950	121	94	70	53	24	11	1575
Totals	956	2589	263	235	189	145	72	16	4465

Marital Status	Doc.	Mast.	Fr.	So.	Jr.	Sr.	Ex.	Oth.	Total
Single	860	2435	262	235	189	145	69	15	4210
Married	96	154	1	0	0	0	3	1	255
Totals	956	2589	263	235	189	145	72	16	4465

Carnegie Mellon University
Office of International Education
Fall Statistics 2014



Region	Doc.	Mast.	Fr.	So.	Jr.	Sr.	Ex.	Oth.	Total
Africa	15	23	1		1		2		42
Asia	659	2383	238	210	159	124	30	10	3813
Europe	160	53	4	5	11	8	23	5	269
Latin America	41	63	2	5	2	4	2	1	120
Middle East	42	26	3	1	4	2	11		89
North America	33	37	11	10	11	5			107
Oceania	6	4	4	4	1	2	3		24
Stateless							1		1
Totals	956	2589	263	235	189	145	72	16	4465

Country	Doc.	Mast.	Fr.	So.	Jr.	Sr.	Ex.	Oth.	Total
Algeria		1							1
Argentina	3	2							5
Armenia	2								2
Australia	4	2	3	3	1	1	2		16
Austria	1								1
Bahrain			1						1
Bangladesh	3						1		4
Barbados		1							1
Belgium		1							1
Brazil	8	5	1	1		1			16
Bulgaria								1	1
Burma (Myanmar)						1			1
Canada	33	37	11	10	11	5			107
Cayman Islands		1							1

Country	Doc.	Mast.	Fr.	So.	Jr.	Sr.	Ex.	Oth.	Total
Chile	8	4					1		13
China	310	1260	134	89	61	30	8	7	1899
Colombia	10	20						1	31
Costa Rica	1	1			1	1			4
Croatia	1								1
Cyprus	1								1
Czech Republic	2								2
Denmark	2								2
Dominican Republic		1	1						2
Ecuador	2	4							6
Egypt	8	3							11
El Salvador	1								1
Finland							1		1
France	7	2				1	3	1	14
Germany	7	1					6		14
Ghana		2							2
Greece	13	4			1			1	19
Guatemala		5		1					6
Hong Kong	2	11	3	2	4	2			24
Hungary	3								3
Iceland	1								1
India	184	860	30	39	29	31	8		1181
Indonesia	3	18	1	1		1	1		25
Iran	18	7							25
Iraq		1							1
Ireland	1								1
Israel	6	1				1	2		10
Italy	13	1					3		17
Japan	7	25	1	3		1	1		38
Jordan	2								2
Kazakhstan	2			1	1	1			5
Kenya		2							2
Korea, South	68	54	40	50	33	45		3	293
Kuwait	2		1		1				4
Kyrgyzstan		1	1						2
Lebanon	2	4							6
Libya	1								1
Macau		1	1						2
Macedonia	1								1
Malaysia	6	2	1	2	6		2		19
Mauritius		1					1		2
Mexico	3	12		2		1	1		19
Moldova	2	1							3
Morocco	1	1					1		3
Nepal	5	3							8
Netherlands	3	1			1				5
New Zealand	2	2	1	1		1	1		8
Nicaragua		2							2
Nigeria	3	8	1		1				13
Norway	1	1				2			4
Oman	1								1
Pakistan	4	4		1	3		8		20

Country	Doc.	Mast.	Fr.	So.	Jr.	Sr.	Ex.	Oth.	Total
Peru		1							1
Philippines	1	1		1	1				4
Poland	3								3
Portugal	11	1					1		13
Qatar							1		1
Romania	8						1		9
Russia	8	11					1		20
Rwanda		1							1
Saudi Arabia	6	9	1			1			17
Serbia								1	1
Singapore	12	25	17	15	22	9	4		104
Slovakia	1								1
Slovenia					1				1
South Africa	2	2							4
Spain	4	4		1	1				10
Sri Lanka	5						2		7
Stateless							1		1
Sweden	4	1							5
Switzerland	3	1					7		11
Taiwan	35	98	4	5		1			143
Thailand	11	23	5	1	1	2			43
Trinidad & Tobago	2				1	1			4
Tunisia		1							1
Turkey	51	18	3	2	4	3		1	82
Uganda	1								1
Ukraine		2							2
United Kingdom	6	3	1	2	3	2			17
Uruguay	1								1
Venezuela	2	4		1					7
Vietnam	5	1		1	1		3		11
Zimbabwe		1							1
Totals	956	2589	263	235	189	145	72	16	4465

Carnegie Mellon University
Office of International Education
Fall Statistics 2014

Colleges and Programs

CFA	Doc.	Mast.	Fr.	So.	Jr.	Sr.	Ex.	Oth.	Total
Advanced Music Studies								1	1
Architecture			22	11	11	11			55
Architecture-Engineering-Construction Mgmt	2	27							29
Art		4	3	3		4			14
Building Performance & Diagnostics	11	10							21
Collaborative Piano		1							1
Communication Design				2	2	2			6
Communication Planning & Info Design		1							1
Composition		3							3
Computational Design	1	7							8
Costume Design		1							1
Design	1	1	6				2		10
Drama		1							1
Dramatic Writing		1							1
Industrial Design		1		1	2	2	1		7
Interaction Design		2							2
Lighting Design		1							1
Music								10	10
Music & Technology		5							5
Music Composition						1		1	2
Music Education		2							2
Performance		12		1		1		3	17
Production Technology & Management		2							2
Scene Design		2							2
Sustainable Design		3							3
Tangible Interaction Design		4							4
Urban Design		5							5
Total	15	96	31	18	15	21	3	15	214

CIT	Doc.	Mast.	Fr.	So.	Jr.	Sr.	Ex.	Oth.	Total
Biomedical Engineering	13	43							56
Chemical Engineering	31	86	1	9	9	9	6		151
Civil & Environmental Engineering	42	172		3	2	4			223
Colloids, Polymers, & Surfaces		7							7
Computational Design & Manufacturing		2							2
Electrical & Computer Engineering	194	198		42	37	25	4		500
Electrical & Computer Engineering - SV	1	10							11
Energy Science, Technology & Policy		29							29
Engineering & Public Policy	29								29
Engineering & Technology Innovation Mgmt		12							12
General CIT			73	2					75
Information Networking		95							95
Information Security Technology & Mgmt		24							24
Information Systems & Rational Choice		1							1

CIT (cont.)	Doc.	Mast.	Fr.	So.	Jr.	Sr.	Ex.	Oth.	Total
Information Technology		1							1
Information Technology - Information Security		35							35
Information Technology - Mobility		50							50
Information Technology - Software Management		17							17
Materials Science		18							18
Materials Science & Engineering	39	7		4	5	1	2		58
Mechanical Engineering	69	102	1	22	15	11			220
Silicon Valley Software Engineering		2							2
Silicon Valley Software Management		46							46
Software Engineering		27							27
Total	418	984	75	82	68	50	12	0	1689

CMU	Doc.	Mast.	Fr.	So.	Jr.	Sr.	Ex.	Oth.	Total
Entertainment Technology		125							125
Humanities & Arts			1	1					2
Product Development		20							20
Qatar Biological Sciences							1		1
Qatar Business Administration							9		9
Qatar Computer Science							7		7
Qatar Information Systems							2		2
Science & Arts			1						1
Science & Humanities Scholar			9	6	8				23
Total	0	145	11	7	8	0	19	0	190

Heinz	Doc.	Mast.	Fr.	So.	Jr.	Sr.	Ex.	Oth.	Total
Arts Management		14					3		17
Entertainment Industry Management		16							16
Health Care Policy & Management		14							14
Information Security Policy & Mgmt		20							20
Information Systems Management	8	354							362
Public Management		5							5
Public Policy & Management	15	67					13	1	96
Statistics & Public Policy	2								2
Total	25	490	0	0	0	0	16	1	532

Dietrich	Doc.	Mast.	Fr.	So.	Jr.	Sr.	Ex.	Oth.	Total
Applied Second Language Acquisition		3							3
Behavioral Decision Research	1								1
Cognitive Science						1			1
Decision Science				4	4	1			9
Economics				3	5	3	2		13
Economics & Statistics				4	4	2			10
English							1		1
Ethics, History, & Public Policy					1				1
General HSS			52	8					60
Global Studies					2				2
History	4								4
Information Systems			7	8	9	5			29
International Relations & Politics				3					3
Literary & Cultural Studies	3								3
Logic, Computation & Methodology	12	2							14

Dietrich (cont.)	Doc.	Mast.	Fr.	So.	Jr.	Sr.	Ex.	Oth.	Total
Modern Languages						1			1
Neural Computation	4								4
Philosophy						1	1		2
Policy & Management						1			1
Professional Writing		1							1
Pure & Applied Logic	1								1
Psychology	3			1	1	3			8
Psychology & Biological Sciences				1					1
Rhetoric		1							1
Second Language Acquisition	7								7
Statistical Practice		6							6
Statistics	18			3	2	4			27
Statistics & Machine Learning	2								2
Total	55	13	59	35	28	22	4	0	216

MCS	Doc.	Mast.	Fr.	So.	Jr.	Sr.	Ex.	Oth.	Total
Algorithms, Combinatorics & Optimization	1								1
Biological Sciences	25			3	2	1			31
Biological Sciences & Psychology				1					1
Chemistry	49			3	3	2			57
Computational Biology		24							24
Computational Finance					1	3			4
General MCS			39	3					42
Mathematical Sciences	23			30	15	7			75
Physics	44			6	2				52
Pure & Applied Logic	6								6
Total	148	24	39	46	23	13	0	0	293

SCS	Doc.	Mast.	Fr.	So.	Jr.	Sr.	Ex.	Oth.	Total
Biotechnology Innovation & Computation		54							54
Computation, Organizations & Society	7								7
Computational Biology	7								7
Computational Data Science		66							66
Computer Science	75	49	28	25	29	35	9		250
Educational Technology & Applied Learning Sciences		9							9
Human-Computer Interaction	12	18							30
Information Technology - eBusiness Technology		79							79
Information Technology - Embedded Software Eng		11							11
Information Technology - Privacy Engineering		3							3
Information Technology - Software Engineering		32							32
Information Technology - Very Large Info Systems		43							43
Intelligent Information Systems		20							20
Language & Information Technologies	42								42
Language Technologies	3	47							50
Machine Learning	25	9							34
Robotic Systems Development		46							46
Robotics	49	34							83
Robotics Technology		9							9
Software Engineering	12	26							38
Total	232	555	28	25	29	35	9	0	913

Tepper	Doc.	Mast.	Fr.	So.	Jr.	Sr.	Ex.	Oth.	Total
Business Administration		1	20	22	18	4	9		74
Computational Finance		144							144
Economics	17								17
Industrial Administration	46	137							183
<i>Total</i>	<i>63</i>	<i>282</i>	<i>20</i>	<i>22</i>	<i>18</i>	<i>4</i>	<i>9</i>	<i>0</i>	418
Grand Total	956	2589	263	235	189	145	72	16	4465

Office of International Education
Summary of the International Student Population
Fall 2014

All International Students

Top Programs

1. Electrical & Computer Engineering (500)
2. Information Systems Management (362)
3. Computer Science (250)
4. Civil & Environmental Engineering (223)
5. Mechanical Engineering (220)

Top Sending Countries

1. China (1899)
2. India (1181)
3. Korea, South (293)
4. Taiwan (143)
5. Canada (107)

Doctoral Students

Top Programs

1. Electrical & Computer Engineering (194)
2. Computer Science (75)
3. Mechanical Engineering (69)
4. Chemistry (49)
4. Robotics (49)

Top Sending Countries

1. China (310)
2. India (184)
3. Korea, South (68)
4. Turkey (51)
5. Taiwan (35)

Master's Students

Top Programs

1. Information Systems Management (354)
2. Electrical & Computer Engineering (198)
3. Civil & Environmental Engineering (172)
4. Computational Finance (144)
5. Industrial Administration (137)

Top Sending Countries

1. China (1260)
2. India (860)
3. Taiwan (98)
4. Korea, South (54)
5. Canada (37)

Undergraduate Students

Top Programs

1. Computer Science (117)
2. Electrical & Computer Engineering (104)
3. General CIT (75)
4. Business Administration (64)
5. General HSS (60)

Top Sending Countries

1. China (314)
2. Korea, South (168)
3. India (129)
4. Singapore (63)
5. Canada (37)

Exchange and Other Students

Top Programs

1. Public Policy & Management (14)
2. Music (10)
3. Business Administration (9)
3. Computer Science (9)
3. Qatar Business Administration (9)

Top Sending Countries

1. China (15)
2. India (8)
2. Pakistan (8)
4. Switzerland (7)
5. Germany (6)