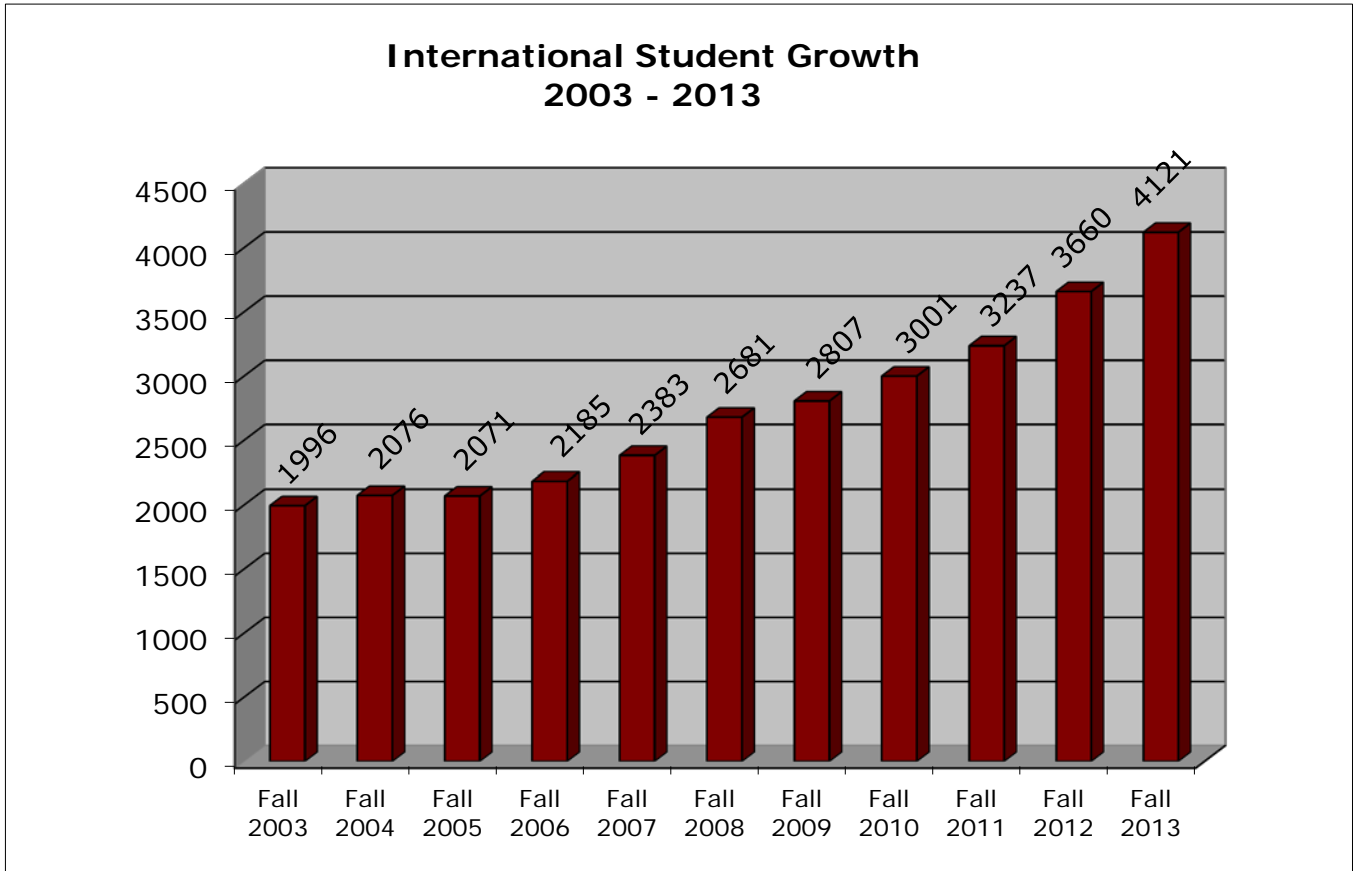


Carnegie Mellon University  
Office of International Education  
Fall Statistics 2013

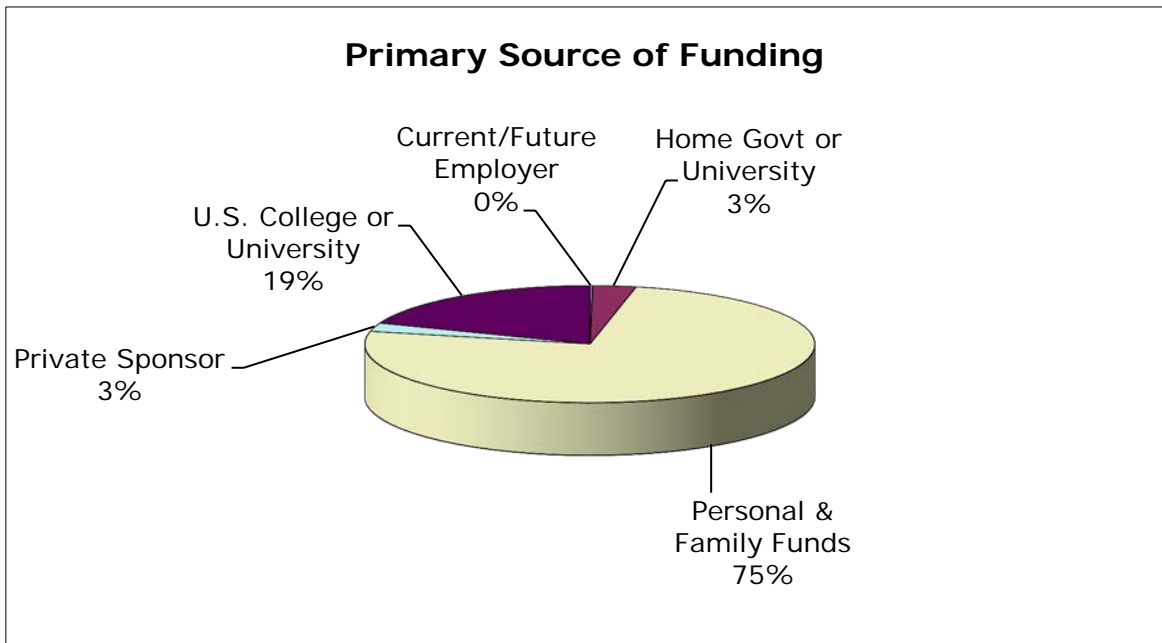
---



### International Student Population Breakdown

Doctorate	Master's	Freshmen	Sophomore	Junior	Senior	Exchange	Other	Total
944	2344	244	199	127	183	62	16	<b>4119</b>

Carnegie Mellon University  
Office of International Education  
Fall Statistics 2013



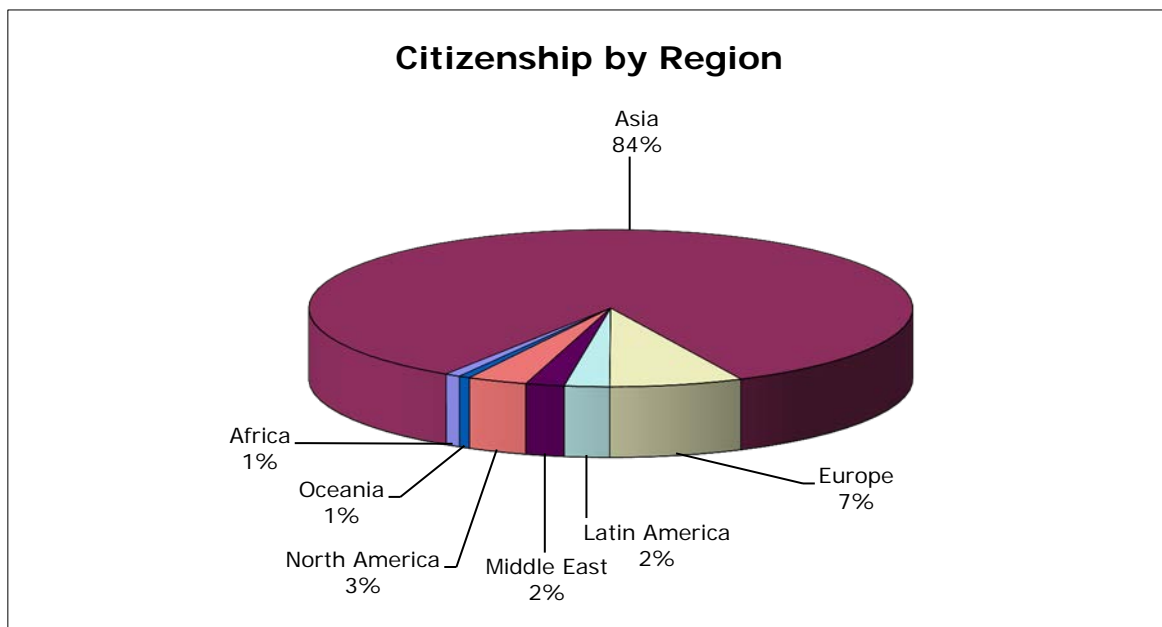
<b>Funding Source</b>	<b>Doc.</b>	<b>Mast.</b>	<b>Fr.</b>	<b>So.</b>	<b>Jr.</b>	<b>Sr.</b>	<b>Ex.</b>	<b>Oth.</b>	<b>Total</b>
Current/Future Employer	4	4							<b>8</b>
Home Govt or University	41	45	3	12	8	10	9		<b>128</b>
Personal & Family Funds	109	2215	236	183	119	170	52	12	<b>3096</b>
Private Sponsor	21	61	5	4		2	1	3	<b>97</b>
U.S. College or University	769	19				1		1	<b>790</b>
<b>Totals</b>	<b>944</b>	<b>2344</b>	<b>244</b>	<b>199</b>	<b>127</b>	<b>183</b>	<b>62</b>	<b>16</b>	<b>4119</b>

<b>Immigration Status</b>	<b>Doc.</b>	<b>Mast.</b>	<b>Fr.</b>	<b>So.</b>	<b>Jr.</b>	<b>Sr.</b>	<b>Ex.</b>	<b>Oth.</b>	<b>Total</b>
F-1	918	2337	244	199	126	183	23	14	<b>4044</b>
J-1	26	7			1		39	2	<b>75</b>
<b>Totals</b>	<b>944</b>	<b>2344</b>	<b>244</b>	<b>199</b>	<b>127</b>	<b>183</b>	<b>62</b>	<b>16</b>	<b>4119</b>

<b>Gender</b>	<b>Doc.</b>	<b>Mast.</b>	<b>Fr.</b>	<b>So.</b>	<b>Jr.</b>	<b>Sr.</b>	<b>Ex.</b>	<b>Oth.</b>	<b>Total</b>
Male	672	1477	140	126	83	124	35	5	<b>2662</b>
Female	272	867	104	73	44	59	27	11	<b>1457</b>
<b>Totals</b>	<b>944</b>	<b>2344</b>	<b>244</b>	<b>199</b>	<b>127</b>	<b>183</b>	<b>62</b>	<b>16</b>	<b>4119</b>

<b>Marital Status</b>	<b>Doc.</b>	<b>Mast.</b>	<b>Fr.</b>	<b>So.</b>	<b>Jr.</b>	<b>Sr.</b>	<b>Ex.</b>	<b>Oth.</b>	<b>Total</b>
Single	842	2185	244	199	127	183	60	16	<b>3856</b>
Married	102	159					2		<b>263</b>
<b>Totals</b>	<b>944</b>	<b>2344</b>	<b>244</b>	<b>199</b>	<b>127</b>	<b>183</b>	<b>62</b>	<b>16</b>	<b>4119</b>

Carnegie Mellon University  
Office of International Education  
Fall Statistics 2013



<b>Region</b>	<b>Doc.</b>	<b>Mast.</b>	<b>Fr.</b>	<b>So.</b>	<b>Jr.</b>	<b>Sr.</b>	<b>Ex.</b>	<b>Oth.</b>	<b>Total</b>
Africa	10	21		1		1	1		<b>34</b>
Asia	657	2117	216	168	111	151	19	11	<b>3450</b>
Europe	156	80	5	11	5	10	24	3	<b>294</b>
Latin America	39	47	3	2	3	2	1	2	<b>99</b>
Middle East	37	26	2	4	1	2	13		<b>85</b>
North America	39	49	14	11	6	12	1		<b>132</b>
Oceania	6	4	4	2	1	5	3		<b>25</b>
<b>Totals</b>	<b>944</b>	<b>2344</b>	<b>244</b>	<b>199</b>	<b>127</b>	<b>183</b>	<b>62</b>	<b>16</b>	<b>4119</b>

<b>Country</b>	<b>Doc.</b>	<b>Mast.</b>	<b>Fr.</b>	<b>So.</b>	<b>Jr.</b>	<b>Sr.</b>	<b>Ex.</b>	<b>Oth.</b>	<b>Total</b>
Argentina	3								<b>3</b>
Armenia	2								<b>2</b>
Australia	5	3	3	1		2	2		<b>16</b>
Austria	1	2							<b>3</b>
Bahrain	1								<b>1</b>
Bangladesh	3	1				1			<b>5</b>
Barbados		2							<b>2</b>
Belarus		1							<b>1</b>
Belgium		1							<b>1</b>
Benin		1							<b>1</b>
Bolivia						1			<b>1</b>
Brazil	12	5	1		1				<b>19</b>
Brunei		1							<b>1</b>
Bulgaria	1	3						1	<b>5</b>
Burma (Myanmar)			1		1		1		<b>3</b>
Cambodia		1							<b>1</b>

<b>Country</b>	<b>Doc.</b>	<b>Mast.</b>	<b>Fr.</b>	<b>So.</b>	<b>Jr.</b>	<b>Sr.</b>	<b>Ex.</b>	<b>Oth.</b>	<b>Total</b>
Canada	34	31	12	11	5	12			<b>105</b>
Cayman Islands		1							<b>1</b>
Chile	6	5							<b>11</b>
China	304	1148	91	65	25	39	5	6	<b>1683</b>
Colombia	10	18						1	<b>29</b>
Costa Rica		1		1	1				<b>3</b>
Cyprus	1								<b>1</b>
Czech Republic	2								<b>2</b>
Denmark	2								<b>2</b>
Dominica		1							<b>1</b>
Dominican Republic		1							<b>1</b>
Ecuador	1	2							<b>3</b>
Egypt	6	1							<b>7</b>
El Salvador	1								<b>1</b>
Finland	1								<b>1</b>
France	6	5				1	2		<b>14</b>
Germany	8	2					9		<b>19</b>
Ghana		2							<b>2</b>
Greece	13	4		1				1	<b>19</b>
Guatemala		1	1						<b>2</b>
Hong Kong	1	7	3	2	2	4	1		<b>20</b>
Hungary	3								<b>3</b>
India	166	730	38	30	32	32	2		<b>1030</b>
Indonesia	3	13	2			1	1		<b>20</b>
Iran	20	7							<b>27</b>
Iraq		1					1		<b>2</b>
Ireland	1								<b>1</b>
Israel	3		1			1	1		<b>6</b>
Italy	11	2				1	1		<b>15</b>
Japan	10	27	3		1	1	2		<b>44</b>
Jordan	2	2					2		<b>6</b>
Kazakhstan	2	2	1	1	1	1			<b>8</b>
Kenya		4							<b>4</b>
Korea, South	74	66	51	39	35	46	2	5	<b>318</b>
Kuwait	2	1		1					<b>4</b>
Lebanon	1	1							<b>2</b>
Libya	1								<b>1</b>
Malaysia	4	2	2	6		6	2		<b>22</b>
Mauritius		1							<b>1</b>
Mexico	5	18	2		1		1		<b>27</b>
Moldova	2								<b>2</b>
Mongolia	1								<b>1</b>
Morocco	1								<b>1</b>
Nepal	5	1							<b>6</b>
Netherlands	2	1		1			2		<b>6</b>
New Zealand	1	1	1	1	1	3	1		<b>9</b>
Nicaragua		1							<b>1</b>
Nigeria	2	7		1		1			<b>11</b>
Norway	1				1	1			<b>3</b>
Oman	1								<b>1</b>
Pakistan	2	6	1	3		1	6		<b>19</b>
Panama		2							<b>2</b>

<b>Country</b>	<b>Doc.</b>	<b>Mast.</b>	<b>Fr.</b>	<b>So.</b>	<b>Jr.</b>	<b>Sr.</b>	<b>Ex.</b>	<b>Oth.</b>	<b>Total</b>
Peru	1	3						1	5
Philippines	4	4	1	1		1			11
Poland	3	1							4
Portugal	10	7					2		19
Qatar		2					3		5
Romania	11						1		12
Russia	8	19							27
Saudi Arabia	6	5			1				12
Serbia	1								1
Singapore	11	22	15	22	12	12	1		95
Slovakia	1								1
Slovenia				1					1
South Africa		2							2
Spain	2	4	1	1					8
Sri Lanka	7								7
Sweden	3								3
Switzerland	3	1				1	5	1	11
Taiwan	38	77	5			3			123
Thailand	16	15	2	1	2	4			40
Trinidad & Tobago	1			1	1				3
Tunisia		1					1		2
Turkey	50	24	2	4	1	3	1		85
Uganda	1								1
Ukraine	1	1							2
United Kingdom	6	2	2	3	3	3	1		20
Uruguay	2								2
Uzbekistan		1							1
Venezuela	2	4	1			1	1		9
Vietnam	6		1	1			2		10
Zimbabwe		2							2
<b>Totals</b>	<b>944</b>	<b>2344</b>	<b>244</b>	<b>199</b>	<b>127</b>	<b>183</b>	<b>62</b>	<b>16</b>	<b>4119</b>

Carnegie Mellon University  
Office of International Education  
Fall Statistics 2013

**Colleges and Programs**

<b>CFA</b>	<b>Doc.</b>	<b>Mast.</b>	<b>Fr.</b>	<b>So.</b>	<b>Jr.</b>	<b>Sr.</b>	<b>Ex.</b>	<b>Oth.</b>	<b>Total</b>
Advanced Music Studies								1	1
Architecture		5	12	11	6	13	1		48
Architecture-Engineering-Construction Mgmt	1	20							21
Art		4	5		3	2			14
Building Performance and Diagnostics	12	8							20
Collaborative Piano		1							1
Communication Design					2	2			4
Communication Planning and Info Design		5							5
Composition		4							4
Computational Design	1	5							6
Costume Design		2							2
Design			4	3			2	1	10
Drama		1	2			1	1		5
Dramatic Writing		1							1
Industrial Design					2	1	1		4
Interaction Design		4							4
Lighting Design		2							2
Music			1					3	4
Music and Technology		7							7
Music Composition					1	1		1	3
Music Education		3							3
Music Studies		1							1
Performance		20			1			9	30
Production Technology and Management		2							2
Scene Design		2							2
Sustainable Design		7							7
Tangible Interaction Design		7							7
Urban Design		6							6
<b>Total</b>	<b>14</b>	<b>117</b>	<b>24</b>	<b>14</b>	<b>15</b>	<b>20</b>	<b>5</b>	<b>15</b>	<b>224</b>

<b>CIT</b>	<b>Doc.</b>	<b>Mast.</b>	<b>Fr.</b>	<b>So.</b>	<b>Jr.</b>	<b>Sr.</b>	<b>Ex.</b>	<b>Oth.</b>	<b>Total</b>
Biomedical Engineering	16	39							55
Chemical Engineering	30	87	1	6	11	8	10		153
Civil and Environmental Engineering	41	149		3	1	7		1	202
Colloids, Polymers, and Surfaces		5							5
Computational Design and Manufacturing		3							3
Electrical and Computer Engineering	197	154		43	32	29	2		457
Energy Science, Technology and Policy		18							18
Engineering and Public Policy	39								39
Engineering and Technology Innovation Mgmt		19							19
General CIT			81	3					84
Information Networking		96							96
Information Security Technology and Mgmt		30							30
Information Technology - Information Security		31							31

<b>CIT (cont.)</b>	<b>Doc.</b>	<b>Mast.</b>	<b>Fr.</b>	<b>So.</b>	<b>Jr.</b>	<b>Sr.</b>	<b>Ex.</b>	<b>Oth.</b>	<b>Total</b>
Information Technology - Mobility		36							<b>36</b>
Environmental Management and Science		1							<b>1</b>
Information Technology - Software Management		15							<b>15</b>
Materials Science		22							<b>22</b>
Materials Science and Engineering	44	11		4	1	3			<b>63</b>
Mechanical Engineering	62	114		15	11	12	4		<b>218</b>
Silicon Valley Software Engineering		17							<b>17</b>
Silicon Valley Software Engineering - Dev Mgmt		5							<b>5</b>
Silicon Valley Software Management		14							<b>14</b>
<i>Total</i>	<i>429</i>	<i>866</i>	<i>82</i>	<i>74</i>	<i>56</i>	<i>59</i>	<i>16</i>	<i>1</i>	<b><i>1583</i></b>

<b>CMU</b>	<b>Doc.</b>	<b>Mast.</b>	<b>Fr.</b>	<b>So.</b>	<b>Jr.</b>	<b>Sr.</b>	<b>Ex.</b>	<b>Oth.</b>	<b>Total</b>
Entertainment Technology		131							<b>131</b>
Product Development		14							<b>14</b>
Qatar Business Administration							11		<b>11</b>
Qatar Information Systems							2		<b>2</b>
Science & Humanities Scholar			6	8		3			<b>17</b>
<i>Total</i>	<i>0</i>	<i>145</i>	<i>6</i>	<i>8</i>	<i>0</i>	<i>3</i>	<i>13</i>	<i>0</i>	<b><i>175</i></b>

<b>Heinz</b>	<b>Doc.</b>	<b>Mast.</b>	<b>Fr.</b>	<b>So.</b>	<b>Jr.</b>	<b>Sr.</b>	<b>Ex.</b>	<b>Oth.</b>	<b>Total</b>
Arts Management		21					2		<b>23</b>
Biotechnology Management		8							<b>8</b>
Entertainment Industry Management		17							<b>17</b>
Health Care Policy and Management		12							<b>12</b>
Information Security Policy and Mgmt		29							<b>29</b>
Information Systems Management	7	313					1		<b>321</b>
Information Technology (ISM)		14							<b>14</b>
Information Technology (IT Management)		2					1		<b>3</b>
Public Management		7							<b>7</b>
Public Policy and Management	17	69					8		<b>94</b>
Statistics and Public Policy	2								<b>2</b>
<i>Total</i>	<i>26</i>	<i>492</i>	<i>0</i>	<i>0</i>	<i>0</i>	<i>0</i>	<i>12</i>	<i>0</i>	<b><i>530</i></b>

<b>Dietrich</b>	<b>Doc.</b>	<b>Mast.</b>	<b>Fr.</b>	<b>So.</b>	<b>Jr.</b>	<b>Sr.</b>	<b>Ex.</b>	<b>Oth.</b>	<b>Total</b>
Applied Second Language Acquisition		6							<b>6</b>
Behavioral Decision Research	2								<b>2</b>
Cognitive Science					1	1			<b>2</b>
Creative Writing						1			<b>1</b>
Decision Science				4	1				<b>5</b>
Economics				5		4			<b>9</b>
Economics & Statistics				4	4	6			<b>14</b>
English							2		<b>2</b>
General HSS			31	9		1			<b>41</b>
Global Studies				2					<b>2</b>
History	4								<b>4</b>
Information Systems			10	9	4	5			<b>28</b>
Literary and Cultural Studies	2								<b>2</b>
Logic, Computation and Methodology	11	1							<b>12</b>
Neural Computation	5								<b>5</b>
Philosophy						1			<b>1</b>
Policy and Management						2			<b>2</b>

<b>Dietrich (cont.)</b>	<b>Doc.</b>	<b>Mast.</b>	<b>Fr.</b>	<b>So.</b>	<b>Jr.</b>	<b>Sr.</b>	<b>Ex.</b>	<b>Oth.</b>	<b>Total</b>
Professional Writing		2							2
Second Language Acquisition	5								5
Psychology	4				2	4	1		11
Statistical Practice		13							13
Statistics	19			1	2	2			24
Statistics and Machine Learning	1								1
<b>Total</b>	<b>53</b>	<b>22</b>	<b>41</b>	<b>34</b>	<b>14</b>	<b>27</b>	<b>3</b>	<b>0</b>	<b>194</b>

<b>MCS</b>	<b>Doc.</b>	<b>Mast.</b>	<b>Fr.</b>	<b>So.</b>	<b>Jr.</b>	<b>Sr.</b>	<b>Ex.</b>	<b>Oth.</b>	<b>Total</b>
Algorithms, Combinatorics & Optimization	2								2
Biological Sciences	23			2	1	2			28
Biological Sciences and Psychology					1				1
Chemistry	48			6	2	1			57
Computational Biology		21							21
Computational Finance						2			2
General MCS			45	1		1			47
Mathematical Sciences	21			17	9	8			55
Physics	45			4					49
Pure and Applied Logic	6								6
<b>Total</b>	<b>145</b>	<b>21</b>	<b>45</b>	<b>30</b>	<b>13</b>	<b>14</b>	<b>0</b>	<b>0</b>	<b>268</b>

<b>SCS</b>	<b>Doc.</b>	<b>Mast.</b>	<b>Fr.</b>	<b>So.</b>	<b>Jr.</b>	<b>Sr.</b>	<b>Ex.</b>	<b>Oth.</b>	<b>Total</b>
Biotechnology Innovation & Computation		28							28
Computation, Organizations and Society	6								6
Computational Biology	6								6
Computer Science	76	21	26	22	26	35	5		211
Educational Technology and Applied Learning Sciences		3							3
Human-Computer Interaction	10	25							35
Information Technology - eBusiness Technology		61							61
Information Technology - Embedded Software Eng		16							16
Information Technology - Privacy Engineering		7							7
Information Technology - Software Engineering		37							37
Information Technology - Very Large Info Systems		67							67
Intelligent Information Systems		9							9
Language & Information Technologies	42	1							43
Language Technologies	2	47							49
Machine Learning	24								24
Robotic Systems Development		42							42
Robotics	38	32							70
Software Engineering	6	19							25
<b>Total</b>	<b>210</b>	<b>415</b>	<b>26</b>	<b>22</b>	<b>26</b>	<b>35</b>	<b>5</b>	<b>0</b>	<b>739</b>



<b>Tepper</b>	<b>Doc.</b>	<b>Mast.</b>	<b>Fr.</b>	<b>So.</b>	<b>Jr.</b>	<b>Sr.</b>	<b>Ex.</b>	<b>Oth.</b>	<b>Total</b>
Business Administration			20	17	3	25	8		<b>73</b>
Computational Finance		136							<b>136</b>
Economics	19								<b>19</b>
Industrial Administration	45	130							<b>175</b>
Operations Management & Manufacturing	3								<b>3</b>
<i>Total</i>	<i>67</i>	<i>266</i>	<i>20</i>	<i>17</i>	<i>3</i>	<i>25</i>	<i>8</i>	<i>0</i>	<b>406</b>
<b>Grand Total</b>	<b>944</b>	<b>2344</b>	<b>244</b>	<b>199</b>	<b>127</b>	<b>183</b>	<b>62</b>	<b>16</b>	<b>4119</b>

Office of International Education  
Summary of the International Student Population  
Fall 2013

---

---

**All International Students**

Top Programs

1. Electrical & Computer Engineering (457)
2. Information Systems Management (321)
3. Mechanical Engineering (218)
4. Computer Science (211)
5. Civil and Environmental Engineering (202)

Top Sending Countries

1. China (1683)
2. India (1030)
3. Korea, South (318)
4. Taiwan (123)
5. Canada (105)

**Doctoral Students**

Top Programs

1. Electrical and Computer Engineering (197)
2. Computer Science (76)
3. Mechanical Engineering (62)
4. Chemistry (48)
5. Industrial Administration (45)
5. Physics (45)

Top Sending Countries

1. China (304)
2. India (166)
3. Korea, South (74)
4. Turkey (50)
5. Taiwan (38)

**Master's Students**

Top Programs

1. Information Systems Management (313)
2. Electrical and Computer Engineering (154)
3. Civil and Environmental Engineering (149)
4. Computational Finance (136)
5. Entertainment Technology (131)

Top Sending Countries

1. China (1148)
2. India (730)
3. Taiwan (77)
4. Korea, South (66)
5. Canada (31)

**Undergraduate Students**

Top Programs

1. Computer Science (109)
2. Electrical and Computer Engineering (104)
3. General CIT (84)
4. Business Administration (65)
5. General MCS (47)

Top Sending Countries

1. China (220)
2. Korea, South (171)
3. India (132)
4. Singapore (61)
5. Canada (40)

**Exchange and Other Students**

Top Programs

1. Qatar Business Administration (11)
2. Chemical Engineering (10)
3. Performance (9)
4. Public Policy and Management (8)
4. Business Administration (8)

Top Sending Countries

1. China (11)
2. Germany (9)
3. Korea, South (7)
4. Pakistan (6)
4. Switzerland (6)