


Carnegie Mellon University
Office of International Education
Admissions Statistics for Summer and Fall 2023

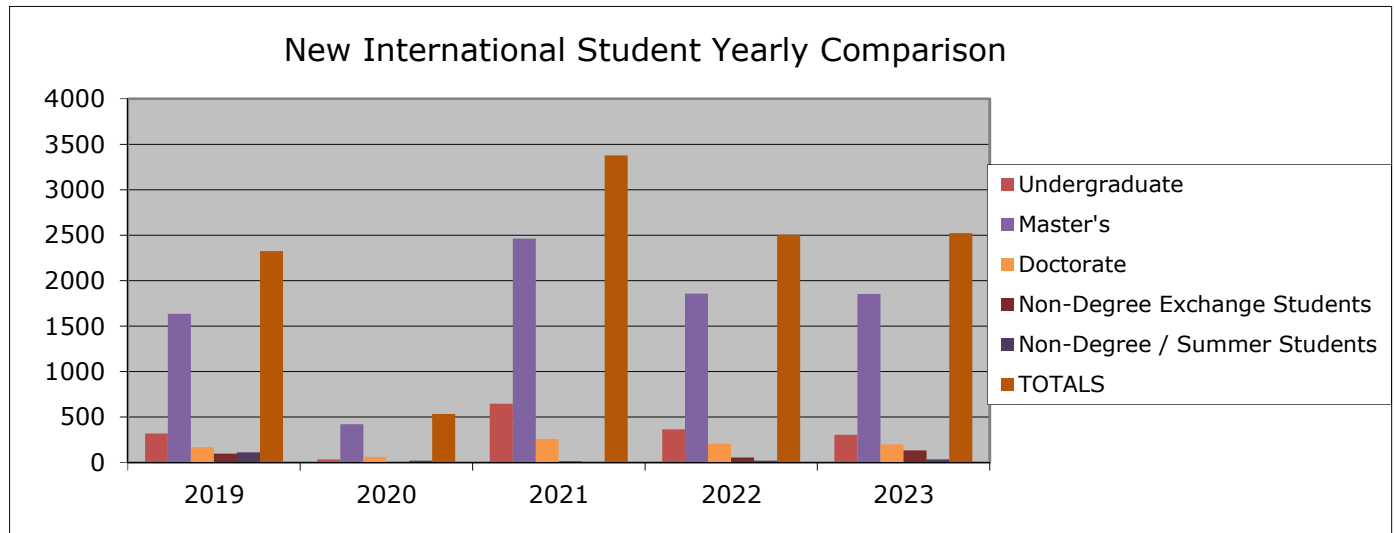
New International Students Summer and Fall 2023

Undergraduate	304	12.1%
Master's	1853	73.5%
Doctorate	198	7.9%
Exchange	133	5.3%
Non-Degree/Summer	34	1.3%
Total	2522	100.0%



New International Student Comparison by Year

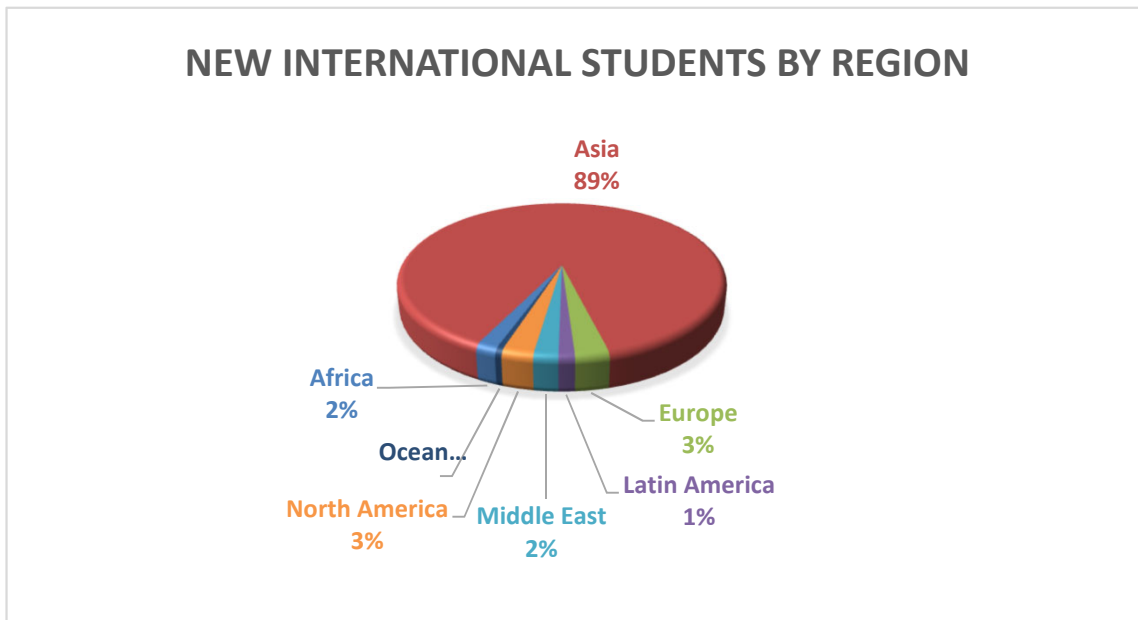
	2019	2020	2021	2022	2023	Change
Undergraduate	317	33	646	366	304	-20.4%
Master's	1633	420	2460	1857	1853	-0.2%
Doctorate	166	61	258	205	198	-3.5%
Non-Degree Exchange Students	97	0	14	54	133	59.4%
Non-Degree / Summer Students	111	19	0	20	34	41.2%
TOTALS	2324	533	3378	2502	2522	0.8%



Carnegie Mellon University
Office of International Education
Admissions Statistics for Summer and Fall 2023

New International Students by Region

	Undergrad	Master's	Doctorate	Exchange	Non-Degree/ Summer	Total
Africa		17	5	22		44
Asia	255	1734	157	65	28	2239
Europe	14	24	13	20	1	72
Latin America	3	22	7	1	1	34
Middle East	1	19	8	24		52
North America	25	31	7	1	3	67
Oceania	6	6	1		1	14
Total	304	1853	198	133	34	2522



Primary Sources of Funding

	Ugrad	Master's	Doctorate	Exchange	Non-Degree/ Summer	Total
Current/Future Employer		10				10
Home Govt or University	6	19	1	53		79
Personal & Family Funds	288	1778	9	80	34	2189
Private Sponsor	8	32	3			43
U.S. College or University	2	14	185			201
Totals	304	1853	198	133	34	2522

Carnegie Mellon University
Office of International Education
Admissions Statistics for Summer and Fall 2023

New International Students by Country of Citizenship

Country	Ugrad	Master's	Doctorate	Exchange	Non-Degree/ Summer	Total
Argentina		1			1	2
Australia	5	5	1		1	12
Austria			1			1
Bahamas		1				1
Bangladesh		1	6	1		8
Benin				1		1
Brazil	2	4	3			9
Burma		1		1		2
Cambodia		1				1
Canada	25	26	5	1	3	60
Chile		2	1			3
China	143	906	80	22	18	1169
Colombia		9				9
Costa Rica			1			1
Cyprus		1				1
Czech Republic				1		1
Egypt				3		3
Ethiopia		1		2		3
France		6	1	2	1	10
Georgia		1	1	2		4
Germany	1	2	1	5		9
Ghana		2	1			3
Greece	1	2	1	1		5
Honduras		1	1			2
Hong Kong	9	9		2	1	21
Hungary	1					1
India	42	617	27	5	3	694
Indonesia	1	24		1		26
Iran		2	6			8
Israel	1					1
Italy	1	2	2	1		6
Japan	2	16	3	2	1	24
Jordan				3		3
Kazakhstan	1	1		2		4
Kenya		1	1			2
Kuwait		1				1
Lebanon		1		2		3
Luxembourg				1		1

Country of Citizenship (cont.)

Macau		1				1
Malaysia	1			1		2
Mexico		5	2			7
Morocco		1		2		3
Nepal		1	2			3
Netherlands	2	1		1		4
New Zealand	1	1				2
Nigeria		7	2	3		12
Pakistan		5	1	6		12
Panama	1		1			2
Peru		2				2
Philippines				1		1
Poland	1					1
Portugal	1		3			4
Qatar				12		12
Romania				3		3
Russia		2	1	1		4
Rwanda				5		5
Saudi Arabia		9	1			10
Senegal				1		1
Sierra Leone				1		1
Singapore	15	19		16		50
South Africa		3				3
South Korea	28	30	20	1	3	82
Spain	1	2		1		4
Sri Lanka			1	1		2
St Kitts & Nevis		1		1		2
Sudan				1		1
Sweden		1	2			3
Switzerland		1				1
Syria				1		1
Taiwan	2	94	4	1	2	103
Thailand	5	11	2	1		19
Trinidad & Tobago		1				1
Tunisia				1		1
Turkey	4	1	9			14
Uganda		2	1	1		4
Ukraine	1	1				2
United Kingdom	4	3		1		8
Uzbekistan				3		3
Vietnam	2	1	3	4		10
Zimbabwe				1		1
Total	304	1853	198	133	34	2522

Carnegie Mellon University
Office of International Education
Admissions Statistics for Summer and Fall 2023

Colleges and Programs

CFA	Ugrad	Master's	Doctorate	Exchange	Non-Degree/ Summer
Advanced Architectural Design		3			
Architectural & Building Sciences/Technology	21	10			
Architecture Engineering Construction Management		12			
Art	10	3		1	
Building Performance & Diagnostics		2			
Computational Design		11			
Costume Design		3			
Design	7	13		3	
Design for Interactions		19			
Drama	1				
Dramatic Writing		1			
Music		5			2
Music & Technology	3	6			
Music Performance	1	7			
Scene Design		2			
Stage & Production Management		1			
Sustainable Design		10			
Urban Design		7			
Video & Media Design		1			
Total	43	116	0	4	2

CIT	Ugrad	Master's	Doctorate	Exchange	Non-Degree/ Summer
Artificial Intelligence Engineering - Biomedical Engineering		11			
Artificial Intelligence Engineering - Chemical Engineering		9			
Artificial Intelligence Engineering - CEE		6			
Artificial Intelligence Engineering - ECE		41			
Artificial Intelligence Engineering - Information Security		12			
Artificial Intelligence Engineering - Materials Science & Engineering		4			
Artificial Intelligence Engineering - Mechanical Engineering		10			
Biomedical Engineering		31	5		
Chemical Engineering		10	6	7	
CIT Undeclared	60				
Civil & Environmental Engineering	1	24	4		
Computational Biomedical Engineering		5			
Computational Design & Manufacturing		2			
Computational Materials Science & Engineering		1			
Electrical & Computer Engineering	3	117	26	9	
Energy Science, Technology, & Policy		11			
Engineering & Public Policy		3	4		
Information Networking		58			
Information Security		20			
Information Technology				7	
Information Technology - Information Security		26			
Materials Science		4			
Materials Science & Engineering			11		
Mechanical Engineering	2	55	8	4	
Mobile & Internet of Things Engineering		21			
Software Engineering		57			
Total	66	538	64	27	0

Colleges and Programs (continued)

Heinz College	Master's	Doctorate	Exchange	Non-Degree/ Summer
Arts Management	7			
Business Intelligence & Data Analytics	82			
Entertainment Industry Management	9			
Health Care Analytics & Information Technology	7			
Information Security Policy & Management	22			
Information Systems Management	165			
Information Systems & Management		4		
Public Management			4	
Public Policy & Management	23	2		
Public Policy & Management (Data Analytics)	28			
Statistics & Public Policy		1		
Total	343	7	4	0

Dietrich College	Ugrad	Master's	Doctorate	Exchange	Non-Degree/ Summer
Decision Science	3				
Dietrich Undeclared	54				
Economics & Politics	1				
Film & Visual Media	1				
Global Communication & Applied Translation		4			
Global Studies	1				
Information Systems				15	
Information Technology Strategy		12			
Literary & Cultural Studies		1	1		
Logic, Computation, & Methodology		6	2		
Neural Computation			3		
Philosophy		1			
Policy & Management	1				
Psychology			1		
Pure & Applied Logic			1		
Rhetoric		1			
Second Language Acquisition			1		
Statistical Practice		4			
Statistics	1		6		
Statistics & Machine Learning	5				
Systems Neuroscience			1		
Total	67	29	16	15	0

MCS	Ugrad	Master's	Doctorate	Exchange	Non-Degree/ Summer
Algorithms, Combinatorics & Optimization			1		
Biological Sciences			5	9	
Biotechnology & Pharmaceutical Engineering		12			
Chemistry			9		
Computational Biology		19			
Data Analytics for Science		12			
Mathematical Sciences			5		
MCS Undeclared	44				
Physics	1		18		
Quantitative Biology & Bioinformatics		14			
Total	45	57	38	9	0

Colleges and Programs (continued)

SCS	Ugrad	Master's	Doctorate	Exchange	Non-Degree/ Summer
Artificial Intelligence	1				
Artificial Intelligence & Innovation		31			
Automated Science - Biological Experimentation		4			
Computational Biology			6		
Computational Data Science		65			
Computer Science	3	17	13	15	
Computer Vision		33			
Educational Technology & Applied Learning Sciences		24			
Embedded Systems		4			
Human-Computer Interaction		17	9		
Information Technology - Privacy Engineering		7			
Intelligent Information Systems		31			
Language & Information Technologies			9		
Language Technologies		4			
Machine Learning		33	6		
Robotic Systems Development		34			
Robotics		38	11		
Scalable Systems		40			
SCS Undeclared	36				
Societal Computing			3		
Software Engineering		17	5		
Total	40	399	62	15	0

Tepper	Ugrad	Master's	Doctorate	Exchange	Non-Degree/ Summer
Algorithms, Combinatorics, & Optimization			3		
Business Administration	29			59	
Business Analytics		54			
Business Technologies			2		
Computational Finance		78			
Economics	2		1		
Finance			1		
Management Science		90			
Organizational Behavior & Theory			4		
Total	31	222	11	59	0

CMU	Ugrad	Master's	Doctorate	Exchange	Non-Degree/ Summer
Engineering Studies & Arts	1				
Entertainment Technology		68			
Information Systems	10				
Integrated Innovation for Products & Services		47			
Summer Pre-College					32
Science & Arts	1				
Software Management		34			
Total	12	149	0	0	32

Grand Total	304	1853	198	133	34
--------------------	------------	-------------	------------	------------	-----------

Carnegie Mellon University
Office of International Education
Admissions Statistics for Summer and Fall 2023

New Undergraduate Students

Top 5 Programs

1. CIT Undeclared (60)
2. Dietrich Undeclared (54)
3. MCS Undeclared (44)
4. SCS Undeclared (36)
5. Business Administration (29)

Top 5 Home Countries

1. China (143)
2. India (42)
3. South Korea (28)
4. Canada (25)
5. Singapore (15)

New Doctoral Students

Top 5 Programs

1. Electrical & Computer Engineering (26)
2. Physics (18)
3. Computer Science (13)
4. Materials Science & Engineering (11)
4. Robotics (11)

Top 5 Home Countries

1. China (80)
2. India (27)
3. South Korea (20)
4. Turkey (9)
5. Bangladesh (6)
5. Iran (6)

All New International Students

Top 5 Programs

1. Information Systems Management (165)
2. Electrical & Computer Engineering (155)
3. Management Science (90)
4. Business Administration (88)
5. Business Intelligence & Data Analytics (82)

Top 5 Home Countries

1. China (1169)
2. India (694)
3. Taiwan (103)
4. South Korea (82)
5. Canada (60)

New Master's Students

Top 5 Programs

1. Information Systems Management (165)
2. Electrical & Computer Engineering (117)
3. Management Science (90)
4. Business Intelligence & Data Analytics (82)
5. Computational Finance (78)

Top 5 Home Countries

1. China (906)
2. India (617)
3. Taiwan (94)
4. South Korea (30)
5. Canada (26)

New Exchange Students

Top 3 Programs

1. Business Administration (59)
2. Computer Science (15)
2. Information Systems (15)
4. Biological Sciences (9)
4. Electrical & Computer Engineering (9)

Top 3 Home Countries

1. China (22)
2. Singapore (16)
3. Qatar (12)
4. Pakistan (6)
5. Germany (5)
5. India (5)
5. Rwanda (5)

Notes:

- ◆ Statistics include special, non-degree summer programs, which are mainly Pre-College, Dalcroze and EMBA students. These were added beginning in M/F 06.
- ◆ Beginning in M/F 05, graduate students were separated by their educational levels of Master's or Doctorate rather than being grouped together.
- ◆ Students who have changed their academic level or who have transferred between campuses **are not** represented in these numbers.
- ◆ Students returning from a leave of absence **are** represented in these numbers.
- ◆ Interdisciplinary programs that are hosted by more than one College are listed under the college heading "CMU".