

# Study Abroad at Carnegie Mellon University

## Academic Year 2011 - 2012

### Office of International Education

---

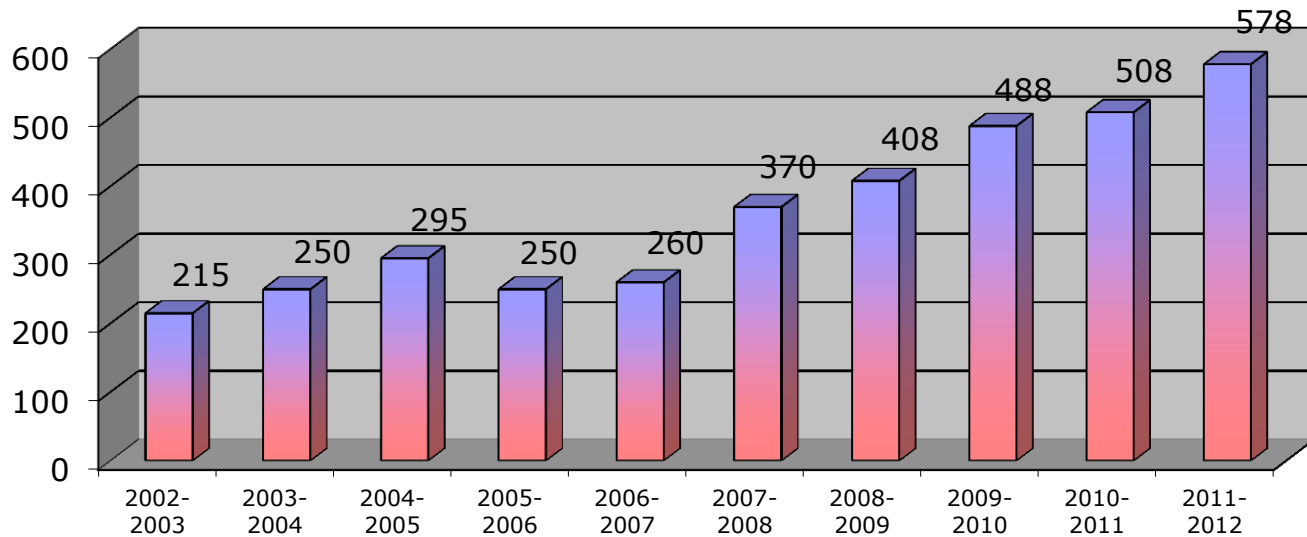
#### Type of Study Abroad

CMU Programs	264	45.7%
Direct/External	167	28.9%
Exchange Programs		
Department Exchange	87	15.1%
University Exchange	8	1.4%
Sponsored Programs	52	9.0%
<b>TOTAL</b>	<b>578</b>	<b>100.0%</b>

#### Duration of Study Abroad

Academic Year:		
Academic Year	20	3.5%
Fall 2011	71	12.3%
Spring 2012	77	13.3%
<i>Subtotal</i>	<i>168</i>	<i>29.1%</i>
Short-term:		
Mini Spring 2012	231	40.0%
Mini Winter 2012	25	4.3%
Summer 2012	154	26.6%
<i>Subtotal</i>	<i>410</i>	<i>70.9%</i>
<b>TOTAL</b>	<b>578</b>	<b>100.0%</b>

#### Study Abroad Participation Trends



# Study Abroad at Carnegie Mellon University

## Academic Year 2011 - 2012

### Office of International Education

---

#### Duration of Study Abroad Trends

	<b>2011-2012</b>	<b>2010-2011</b>	<b>2009-2010</b>	<b>2008-2009</b>	<b>2007-2008</b>	<b>2006-2007</b>
Academic Year:						
Academic Year	20	15	5	11	19	8
Fall	71	69	58	58	62	46
Spring	77	74	71	86	82	88
<i>Subtotal</i>	<i>168</i>	<i>158</i>	<i>134</i>	<i>155</i>	<i>163</i>	<i>142</i>
Short-term:						
Mini Spring	231	176	140	106	48	
Mini Winter	25	26	19	1	5	
Summer	154	148	195	146	154	118
<i>Subtotal</i>	<i>410</i>	<i>350</i>	<i>354</i>	<i>253</i>	<i>207</i>	<i>118</i>
<b>Total</b>	<b>578</b>	<b>508</b>	<b>488</b>	<b>408</b>	<b>370</b>	<b>260</b>

# Study Abroad at Carnegie Mellon University

## Academic Year 2011 - 2012

### Office of International Education

---

#### **Participants by College**

CFA	124	21.5%
CIT	124	21.5%
CMU		
BHA	10	1.7%
BSA	2	0.3%
SHS	8	1.4%
BCSA	2	0.3%
Heinz	10	1.7%
Dietrich	112	19.4%
MCS	47	8.1%
SCS	9	1.6%
Tepper	130	22.5%
<b>Total</b>	<b>578</b>	<b>100.0%</b>

#### **Participants by Academic Level**

First Year Student	57	9.9%
Sophomore	121	20.9%
Junior	195	33.7%
Senior	74	12.8%
5th Year Senior	9	1.6%
Graduate Student	122	21.1%
<b>TOTAL</b>	<b>578</b>	<b>100.0%</b>

#### **Work/Volunteer Abroad**

Yes	30	5.2%
No or Not Disclosed	548	94.8%
<b>TOTAL</b>	<b>578</b>	<b>100.0%</b>

#### **Participants by Ethnicity**

African-American	41	7.1%
American Indian/Alaskan Native	0	0.0%
Asian-American/Pacific Islander	182	31.5%
Caucasian (non-Hispanic)	254	43.9%
Hispanic American	17	2.9%
Multi-racial	6	1.0%
Not Disclosed	77	13.3%
Other	1	0.2%
<b>TOTAL</b>	<b>578</b>	<b>100.0%</b>

#### **Participants by Gender**

Female	349	60.4%
Male	229	39.6%
<b>TOTAL</b>	<b>578</b>	<b>100.0%</b>

#### **Carnegie Mellon Institutional Aid (self-disclosed)**

Yes	184	31.8%
No or Not Disclosed	394	68.2%
<b>TOTAL</b>	<b>578</b>	<b>100.0%</b>

# Study Abroad at Carnegie Mellon University

## Academic Year 2011 - 2012

### Office of International Education

---

#### Countries of Study

Argentina	3	0.5%
Australia	17	2.9%
Austria	2	0.3%
Bulgaria	1	0.2%
Chile	5	0.9%
China	17	2.9%
Costa Rica	23	4.0%
Cuba	1	0.2%
Czech Republic	3	0.5%
Denmark	11	1.9%
Dominican Republic	14	2.4%
Ecuador	1	0.2%
Finland	1	0.2%
France	18	3.1%
Germany	65	11.2%
Ghana	14	2.4%
Guatemala	1	0.2%
Honduras	20	3.5%
Hong Kong	3	0.5%
Hungary	1	0.2%
Iceland	1	0.2%
India	4	0.7%
Ireland	2	0.3%
Israel	1	0.2%
Italy	26	4.5%
Japan	23	4.0%
Kenya	14	2.4%

#### Countries of Study (cont.)

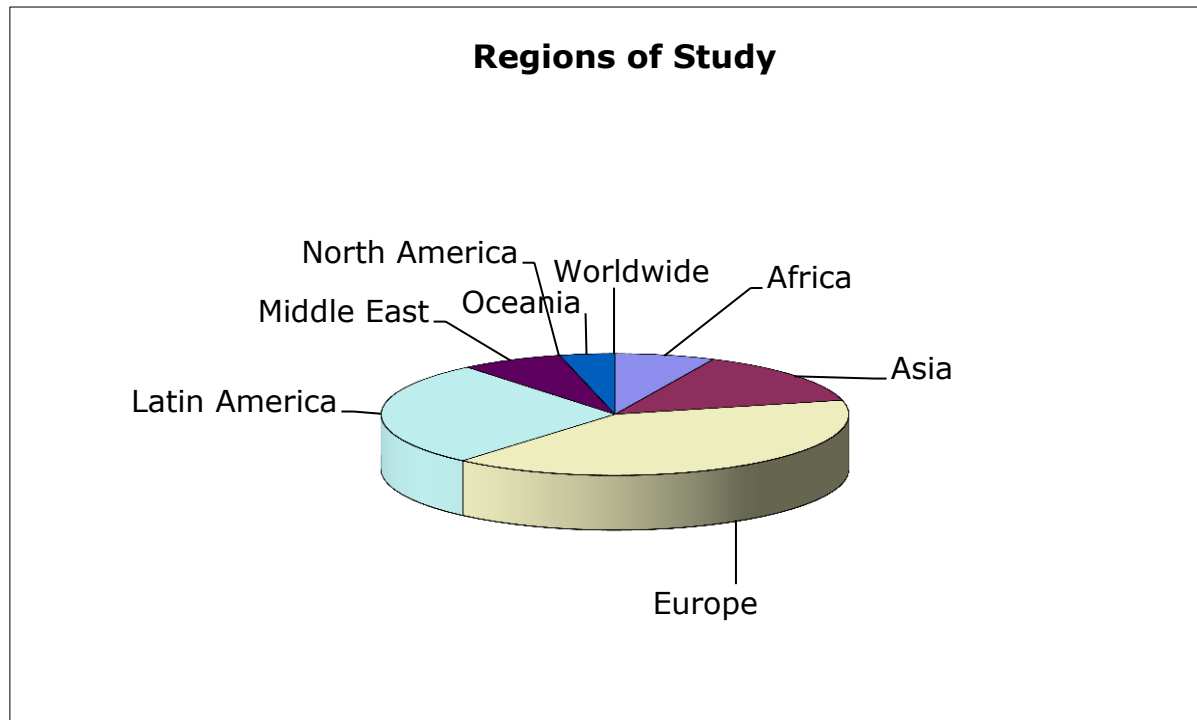
Mexico	18	3.1%
Morocco	1	0.2%
Nepal	1	0.2%
Netherlands	4	0.7%
New Zealand	5	0.9%
Nicaragua	8	1.4%
Panama	15	2.6%
Peru	52	9.0%
Philippines	17	2.9%
Portugal	1	0.2%
Qatar	16	2.8%
Russia	14	2.4%
Rwanda	2	0.3%
Saudi Arabia	1	0.2%
Singapore	2	0.3%
South Africa	5	0.9%
South Korea	13	2.2%
Spain	27	4.7%
Sri Lanka	1	0.2%
Switzerland	18	3.1%
Tanzania	3	0.5%
Thailand	3	0.5%
Turkey	1	0.2%
United Kingdom	32	5.5%
Worldwide	25	4.3%
Zambia	1	0.2%
<b>TOTAL</b>	<b>578</b>	<b>100.0%</b>

# Study Abroad at Carnegie Mellon University Academic Year 2011 - 2012 Office of International Education

---

## **Regions of Study\***

Africa	40	6.9%
Asia	83	14.4%
Europe	231	40.0%
Latin America	161	27.9%
Middle East	41	7.1%
North America	0	0.0%
Oceania	22	3.8%
Worldwide	0	0.0%
<b>TOTAL</b>	<b>578</b>	<b>100.0%</b>



Study Abroad at Carnegie Mellon University  
Academic Year 2011 - 2012  
Office of International Education

**Study Abroad Countries by College and Department**

<b>CFA</b>	<b>Architecture</b>	<b>Art</b>	<b>Design</b>	<b>Drama</b>	<b>Music</b>
Australia	1	1			
Austria					2
Bulgaria				1	
China			2		
Costa Rica			2		1
Denmark	7		1		
Dominican Republic	1				
France	1	1		1	2
Germany	4	2	1	2	1
Ghana	2	2			
Honduras			1		1
Hong Kong			1		
Ireland					1
Italy	2	3	3		3
Japan		1		1	
Mexico	9				
Netherlands	1		3		
New Zealand		1	1		
Nicaragua	1	1			
Panama	1		1		
Philippines	1				
Qatar	5		1		
Russia				3	
Singapore	2				
South Africa				1	
South Korea	1		2		
Spain	5			2	
Switzerland	15		3		
Thailand		1			
United Kingdom		2	1	1	
Worldwide					1
<b>Total</b>	<b>59</b>	<b>15</b>	<b>23</b>	<b>12</b>	<b>12</b>

<b>CIT</b>	<b>Bio Med</b>	<b>Chem E</b>	<b>Civil E</b>	<b>ECE</b>	<b>Mech E</b>	<b>MSE</b>
Australia			2		5	
Chile		1				
China		3		1	1	
Costa Rica		3	1	2	1	
Czech Republic					1	
Denmark			1			
Dominican Republic			1			
France				1		1
Germany		4		2	1	1
Ghana		1	1			
Honduras		3			1	
India	1		1			
Italy			3			
Japan				1	1	
Mexico				1		
New Zealand					1	
Nicaragua			1			
Panama		1	1		1	1
Peru		1	11	1	23	
Philippines		1	5	3	7	
Portugal					1	
Qatar			1			
Russia		1		2		1
Saudi Arabia					1	
South Africa						1
South Korea					2	
Spain					3	
Tanzania			2			
Turkey					1	
United Kingdom		5				
Zambia						1
<b>Total</b>	<b>1</b>	<b>24</b>	<b>31</b>	<b>14</b>	<b>51</b>	<b>6</b>

<b>BHA</b>	<b>Art</b>	<b>English</b>	<b>Psych</b>
Czech Republic	1		
Finland			1
Ghana	1		
Guatemala	1		
Spain	3		
Thailand	1		
United Kingdom		1	1
<b>Total</b>	<b>7</b>	<b>1</b>	<b>2</b>

<b>BSA</b>	<b>Art</b>	<b>Bio</b>			
Honduras		1			
Italy	1				
<b>Total</b>	<b>1</b>	<b>1</b>			
<b>SHS</b>	<b>Biophysics</b>	<b>IRP</b>	<b>Physics</b>	<b>Psych</b>	<b>Psych &amp; Bio</b>
Chile		1			
Costa Rica	1	1			1
Japan				1	
Spain		1		1	
United Kingdom			1		
<b>Total</b>	<b>1</b>	<b>3</b>	<b>1</b>	<b>2</b>	<b>1</b>

<b>Dietrich College</b>	<b>Econ</b>	<b>Econ &amp; Stats</b>	<b>English</b>	<b>History</b>	<b>Systems</b>	<b>Modern Lang</b>	<b>Philosophy</b>	<b>Psych</b>	<b>SDS</b>	<b>Undeclared</b>
Argentina		1	1							
Australia					2					
Chile				1						
China	1	1				3		1	1	
Costa Rica	1		1			1		1		
Cuba						1				
Czech Republic			1							
Denmark			1				1			
Dominican Republic	1	1	1		2				1	1
Ecuador				1						
France	1	1	1	1		1	1	1	1	
Germany	1		2				2	1		
Ghana								1	1	
Honduras				1						1
India									1	
Ireland								1		
Israel								1		
Italy			1				1		1	
Japan					1	1	1			
Kenya		1								
Mexico					1	1		1	1	
Morocco									1	
Nepal			1							
Nicaragua	1			1					1	
Panama	2				1				1	
Peru				1						
Qatar									2	1
Russia				1	1		1	1	1	
Rwanda	1			1						



<b>Dietrich (cont.)</b>	<b>Econ</b>	<b>Econ &amp; Stats</b>	<b>English</b>	<b>History</b>	<b>Info Systems</b>	<b>Modern Lang</b>	<b>Philosophy</b>	<b>Psych</b>	<b>SDS</b>	<b>Undeclared</b>
South Africa				1				2		
South Korea	1							2	1	
Spain	1			1	1				3	
Sri Lanka	1									
Tanzania				1						
Thailand					1					
United Kingdom	2	1	7	1	2				2	
Worldwide								1		
<b>Total</b>	<b>14</b>	<b>6</b>	<b>17</b>	<b>12</b>	<b>12</b>	<b>8</b>	<b>7</b>	<b>14</b>	<b>19</b>	<b>3</b>

<b>Heinz</b>	<b>Master of Arts Mgmt</b>	<b>Public Policy &amp; Mgmt</b>
Australia		1
Dominican Republic		1
Ghana		3
Italy	6	
<b>Total</b>	<b>6</b>	<b>5</b>

<b>MCS</b>	<b>Bio</b>	<b>Chem</b>	<b>Math</b>	<b>Physics</b>	<b>Psych &amp; Bio</b>	<b>Undecided</b>
Australia	2		1			
Chile	1					
China	1		1			
Costa Rica		3	2		1	
Dominican Republic	3					
France				1		
Germany		1				
Ghana			1			
Honduras	7	1			2	1
Hungary			1			
Iceland	1					
India					1	
Mexico			2			
New Zealand	1			1		
Panama			1			
Qatar					1	
South Korea	1	1	2			
Spain	1	1	1			
United Kingdom	1					
<b>Total</b>	<b>19</b>	<b>7</b>	<b>12</b>	<b>2</b>	<b>5</b>	<b>1</b>

<b>SCS</b>	<b>Comp Sci</b>
Germany	1
Ghana	1
Hong Kong	1
Panama	1
Qatar	2
Russia	2
United Kingdom	1
<b>Total</b>	<b>9</b>

<b>Tepper</b>	<b>Business Admin - UG</b>	<b>Industrial Admin - Grad</b>
Argentina	1	
Australia	2	
Chile	1	
China	1	
Dominican Republic	1	
France	2	
Germany	4	35
Hong Kong	1	
Italy	2	
Japan		15
Kenya		13
Mexico	1	
Nicaragua	2	
Panama	3	
Peru		15
Qatar	3	
Spain	3	
United Kingdom	2	
Worldwide		23
<b>Total</b>	<b>29</b>	<b>101</b>

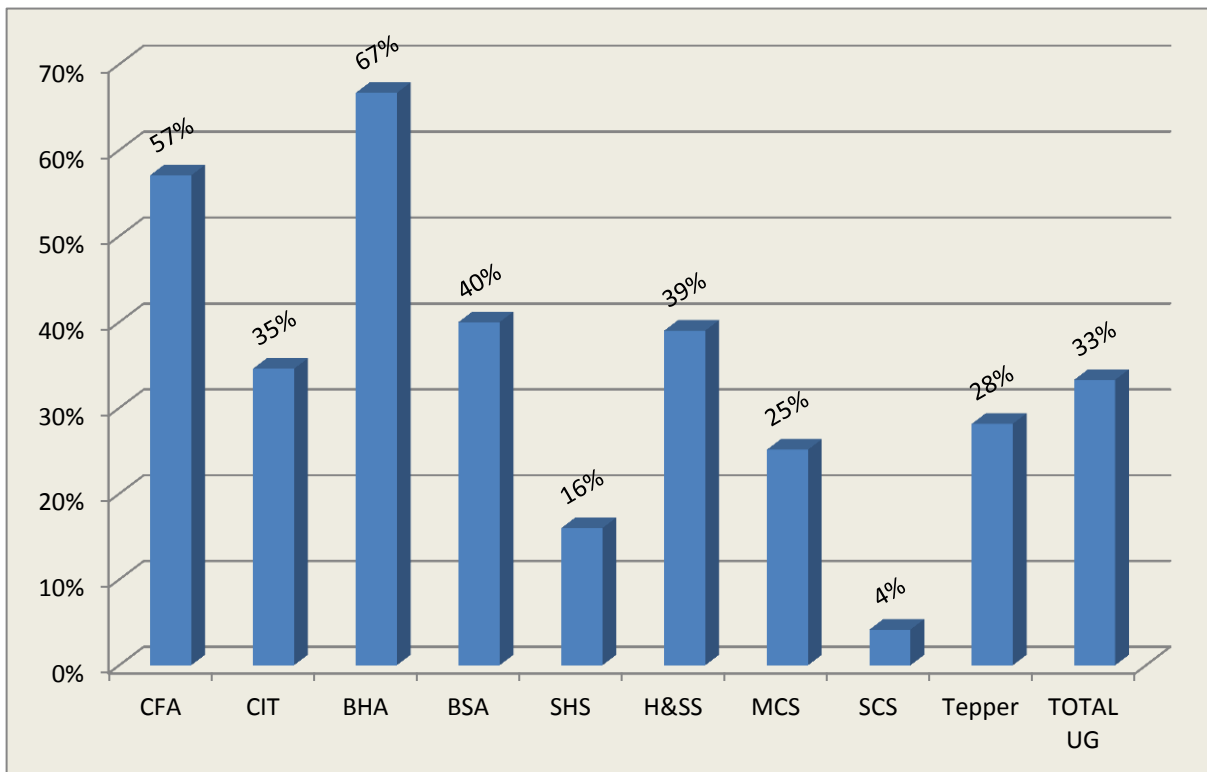
# Study Abroad at Carnegie Mellon University

## Academic Year 2011 - 2012

### Office of International Education

---

	Undergraduate Study Abroad Students	Undergraduate Degrees Conferred	% Undergraduate Students Who Study Abroad While At Carnegie Mellon
CFA	121	212	57%
CIT	121	350	35%
CMU			
BCSA	2	3	67%
BHA	10	15	67%
BSA	2	5	40%
SHS	8	50	16%
DC	110	282	39%
MCS	45	179	25%
SCS	7	168	4%
Tepper	29	103	28%
<b>TOTAL</b>	<b>455</b>	<b>1367</b>	<b>33%</b>



# Study Abroad at Carnegie Mellon University

## Academic Year 2011 - 2012

### Office of International Education

---

#### **CFA**

##### *Top Sending Departments*

Architecture (59)  
 Design (23)  
 Art (15)  
 Drama (12)  
 Music (12)

##### *Top Countries to Study Abroad*

Switzerland (18)  
 Italy (11)  
 Germany (10)  
 Mexico (9)  
 Denmark (8)

#### **Dietrich College**

##### *Top Sending Departments*

Social & Decision Science (19)  
 English (17)  
 Economics (14)  
 Psychology (14)  
 History (12)  
 Information Systems (12)

##### *Top Countries to Study Abroad*

United Kingdom (15)  
 France (8)  
 China (7)  
 Dominican Republic (7)  
 Germany (6)  
 Spain (6)

#### **CIT**

##### *Top Sending Departments*

Mechanical Engineering (51)  
 Civil Engineering (31)  
 Chemical Engineering (24)  
 Electrical & Computer Engineering (14)  
 Materials Science & Engineering (6)

##### *Top Countries to Study Abroad*

Peru (36)  
 Philippines (16)  
 Germany (8)  
 Australia (7)  
 Costa Rica (7)

#### **CMU (BHA, BSA, SHS)**

##### *Top Sending Departments*

Art (8)  
 Psychology (4)  
 Intl Relations & Politics (3)  
 Biology (2)

##### *Top Countries to Study Abroad*

Spain (5)  
 Costa Rica (3)  
 United Kingdom (3)

#### **MCS**

##### *Top Sending Departments*

Biology (19)  
 Math (12)  
 Chemistry (7)  
 Psych & Bio (5)  
 Physics (2)

##### *Top Countries for Study Abroad*

Honduras (11)  
 Costa Rica (6)  
 South Korea (4)  
 Australia (3)  
 Dominican Republic (3)  
 Spain (3)

#### **Heinz**

##### *Top Sending Departments*

Arts Management (6)  
 Public Policy & Mgmt (5)

##### *Top Countries for Study Abroad*

Italy (6)  
 Ghana (3)  
 Australia (1)  
 Dominican Republic (1)

#### **SCS**

##### *Top Sending Departments*

Computer Science (9)

##### *Top Countries for Study Abroad*

Qatar (2)  
 Russia (2)

#### **Tepper**

##### *Top Sending Departments*

Industrial Administration-G (101)  
 Business Administration-UG (29)

##### *Top Countries for Study Abroad*

Germany (39)  
 Worldwide (23)  
 Japan (15)  
 Peru (15)  
 Kenya (13)

# Study Abroad at Carnegie Mellon University

## Academic Year 2010 - 2011

### Office of International Education

---

#### Notes:

#### 1. Type of Study Abroad:

CMU Programs includes Department Summer, Mini CMU, and Qatar-CA

Direct/External includes Direct Enrollment, External Programs, and Mini External

#### 2. Regions of Study

Regions revised in 2007-2008 based on Open Doors categorizations. North America includes Bermuda and Canada only. Latin America includes Caribbean, Central America & Mexico, and South America.

1999-2000	165
2000-2001	226
2001-2002	214
2002-2003	215
2003-2004	250
2004-2005	295
2005-2006	250
2006-2007	260
2007-2008	370
2008-2009	408
2009-2010	488
2010-2011	508
2011-2012	578