

# Study Abroad at Carnegie Mellon University

## Academic Year 2017 - 2018

### Office of International Education

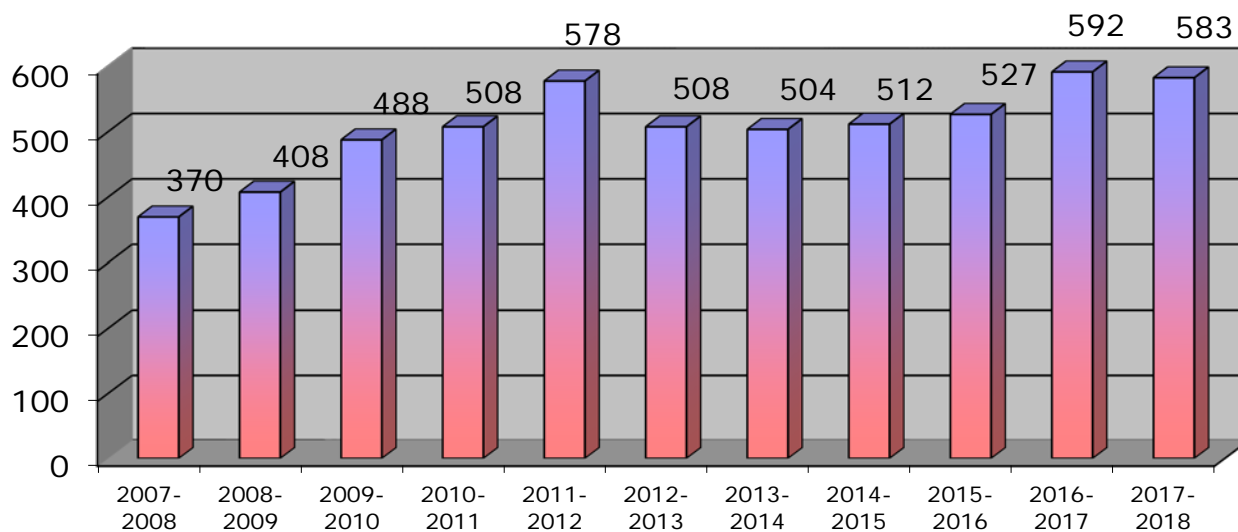
#### Type of Study Abroad

CMU Programs	359	61.6%
Direct/External	180	30.9%
Exchange Programs		
Department Exchange	15	2.6%
University Exchange	2	0.3%
Sponsored Programs	27	4.6%
<b>TOTAL</b>	<b>583</b>	<b>100.0%</b>

#### Duration of Study Abroad

Academic Year:		
Academic Year	3	0.5%
Fall	56	9.6%
Mini Fall	6	1.0%
Spring	53	9.1%
<i>Subtotal</i>	<i>118</i>	<i>20.2%</i>
Short-term:		
Spring Break	239	41.0%
Mini 4	54	9.3%
Winter Break	22	3.8%
Summer	150	25.7%
<i>Subtotal</i>	<i>465</i>	<i>79.8%</i>
<b>TOTAL</b>	<b>583</b>	<b>100.0%</b>

#### Study Abroad Participation Trends



Study Abroad at Carnegie Mellon University  
Academic Year 2017 - 2018  
Office of International Education

---

	2017-2018	2016-2017	2015-2016	2014-2015	2013-2014	2012-2013	2011-2012	2010-2011	2009-2010
Academic Year:									
Academic Year	3	10	6	14	16	8	20	15	5
Fall	56	67	51	79	59	56	71	69	58
Spring	53	53	60	51	56	86	77	74	71
<i>Subtotal</i>	<i>112</i>	<i>130</i>	<i>117</i>	<i>144</i>	<i>131</i>	<i>150</i>	<i>168</i>	<i>158</i>	<i>134</i>
Short-term:									
Mini Fall	6	15							
Spring Break	239	217	230	179	228	202	231	176	140
Mini 4	54	58	32						
Winter Break	22	26	13	19	3	0	25	26	19
Summer	150	146	135	170	142	156	154	148	195
<i>Subtotal</i>	<i>471</i>	<i>462</i>	<i>410</i>	<i>368</i>	<i>373</i>	<i>358</i>	<i>410</i>	<i>350</i>	<i>354</i>
<b>Total</b>	<b>583</b>	<b>592</b>	<b>527</b>	<b>512</b>	<b>504</b>	<b>508</b>	<b>578</b>	<b>508</b>	<b>488</b>

Study Abroad at Carnegie Mellon University  
Academic Year 2017 - 2018  
Office of International Education

---

**Participants by College**

CFA	96	16.5%
CIT	63	10.8%
CMU		
BHA	12	2.1%
BSA	4	0.7%
BCSA	1	
SHS	15	2.6%
ETC	4	
Heinz	12	2.1%
Dietrich	82	14.1%
MCS	65	11.1%
SCS	18	3.1%
Tepper	211	36.2%
<b>Total</b>	<b>583</b>	<b>99.1%</b>

**Work/Volunteer Abroad**

Yes	185	31.7%
No or Not Disclosed	398	68.3%
<b>TOTAL</b>	<b>583</b>	<b>100.0%</b>

**International Students**

US citizens	456	78.2%
International students	127	21.8%
<b>TOTAL</b>	<b>583</b>	<b>100.0%</b>

**Participants by Ethnicity**

African-American	20	3.4%
American Indian/Alaskan Native	0	0.0%
Asian-American/Pacific Islander	190	32.6%
Caucasian (non-Hispanic)	163	28.0%
Hispanic American	47	8.1%
Multi-racial	15	2.6%
Not Disclosed	148	25.4%
Other		0.0%
<b>TOTAL</b>	<b>583</b>	<b>100.0%</b>

**Participants by Gender**

Female	337	57.8%
Male	246	42.2%
<b>TOTAL</b>	<b>583</b>	<b>100.0%</b>

**Carnegie Mellon Institutional Aid (self-disclosed)**

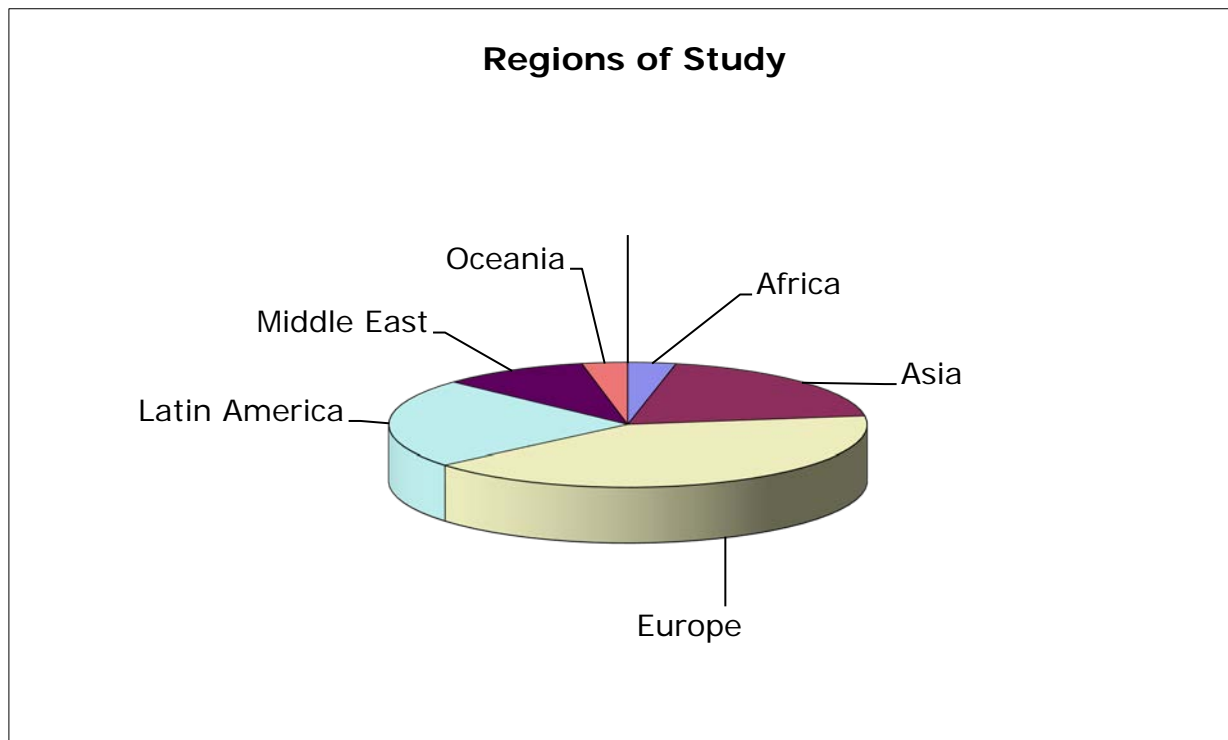
Yes	102	17.5%
No or Not Disclosed	481	82.5%
<b>TOTAL</b>	<b>583</b>	<b>100.0%</b>

Study Abroad at Carnegie Mellon University  
Academic Year 2017 - 2018  
Office of International Education

---

**Regions of Study\***

Africa	19	3.3%
Asia	114	19.6%
Europe	239	41.0%
Latin America	135	23.2%
Middle East	58	9.9%
Oceania	18	3.1%
Worldwide	0	0.0%
<b>TOTAL</b>	<b>583</b>	<b>100.0%</b>



Study Abroad at Carnegie Mellon University  
Academic Year 2017 - 2018  
Office of International Education

---

**Countries of Study**

Antarctica	0	0.0%
Argentina	2	0.3%
Australia	5	0.9%
British Virgin Islands	0	0.0%
Chile	2	0.3%
China	51	8.7%
Colombia	28	4.80%
Costa Rica	0	0.00%
Cuba	10	1.7%
Czech Republic	1	0.2%
Denmark	4	0.7%
Dominican Republic	13	2.2%
Ecuador	1	0.2%
Egypt	9	1.5%
France	27	4.6%
Germany	69	11.8%
Greece	0	0.0%
Guatemala	0	0.0%
Haiti	15	2.6%
Hungary	4	0.7%
India	0	0.0%
Ireland	5	0.9%
Israel	35	6.0%
Italy	21	3.6%
Japan	46	7.9%

**Countries of Study (cont.)**

Jordan	0	0.00%
Marshall Islands	2	0.3%
Morocco	1	0.2%
Nepal	1	0.2%
Netherlands	1	0.2%
New Zealand	5	0.9%
Nicaragua	62	10.6%
Oman	0	0.0%
Palau	6	1.0%
Peru	2	0.3%
Qatar	14	2.4%
Russia	3	0.5%
Rwanda	13	2.2%
Singapore	0	0.0%
South Africa	5	0.9%
South Korea	13	2.2%
Spain	26	4.5%
Switzerland	7	1.2%
Taiwan	1	0.2%
Thailand	1	0.2%
United Kingdom	64	11.0%
Vietnam	1	0.2%
Worldwide	7	1.2%
<b>TOTAL</b>	<b>583</b>	<b>100.0%</b>

Study Abroad at Carnegie Mellon University  
Academic Year 2017 - 2018  
Office of International Education

**Study Abroad Countries by College and Department**

<b>CFA</b>	<b>Arch.</b>	<b>Art</b>	<b>Design</b>	<b>Drama</b>	<b>Music</b>	<b>SDF</b>	
China	2	1		1			
Denmark	2						
France		2	1		1		
Germany	28	1		1	3		
Hungary	6						
Ireland	1						
Italy	9				1		
Japan							
Nicaragua					1		
New Zealand							
Qatar							
Russia				1			
South Korea			4	1			
South Africa				2			
Spain	4			1	1		
United Kingdom	4	7	2	7			
Vietnam				1			
Worldwide							
<b>Total</b>	<b>56</b>	<b>11</b>	<b>7</b>	<b>15</b>	<b>7</b>	<b>0</b>	<b>96</b>

<b>CIT</b>	<b>Chem E</b>	<b>Civil E</b>	<b>ECE</b>	<b>MechE</b>	<b>MSE</b>	<b>BMD</b>	<b>COO</b>
Australia	1			1			
China	1		1	1			
Dominican Republic			1				
France	1	1		1			
Germany		1	2		1		
Haiti		2		5			
Ireland				1			
Israel					2		
Italy				1			
Japan				3			1
Nicaragua	4	1	1	4	2		1
Qatar	1						
Rwanda	1	1	2				
Spain		1	1	3			

Switzerland	1		3						
United Kingdom	2		3	3					
Zimbabwe									
<b>Total</b>	<b>12</b>	<b>7</b>	<b>14</b>	<b>23</b>	<b>5</b>	<b>0</b>	<b>2</b>	<b>63</b>	

<b>BHA</b>	<b>Arch.</b>	<b>Art</b>	<b>English</b>	<b>GS</b>	<b>Undecided</b>	<b>Drama</b>			
Argentina				1					
Cuba						1			
New Zealand						2			
Nicaragua		2							
Qatar		2							
Spain		2							
United Kingdom		2							
<b>Total</b>		<b>8</b>		<b>1</b>		<b>3</b>		<b>12</b>	

<b>BCSA</b>	<b>BCSA</b>								
Japan	1								
<b>Total</b>	<b>1</b>							<b>1</b>	

<b>BSA</b>	<b>BSA</b>								
France	2								
Nicaragua	1								
South Korea	1								
<b>Total</b>	<b>4</b>							<b>4</b>	

<b>SHS</b>	<b>Bio</b>	<b>Chem</b>	<b>History</b>	<b>Physics</b>	<b>IRLEP</b>	<b>Cog Sci</b>	<b>Math</b>	<b>NeuroSci</b>		
China		1					1			
France							1			
Germany							1			
Ireland			1							
Israel					1					
Qatar				1						
Nicaragua	2	1				1		1		
Switzerland				1						
United Kingdom	1			1						
Worldwide										
<b>Total</b>	<b>3</b>	<b>2</b>	<b>1</b>	<b>3</b>	<b>1</b>	<b>1</b>	<b>3</b>	<b>1</b>	<b>15</b>	

<b>Dietrich Col.</b>	<b>Econ</b>	<b>English</b>	<b>History</b>	<b>IRP/IPS</b>	<b>Info Sys</b>	<b>Cog Sci</b>	<b>Mod Lang</b>	<b>Phil</b>	<b>Psych</b>	<b>SDS</b>
Argentina				1						
Australia								1		
Chile			1							
China					2			1		
Cuba			1		2					
Czech Republic										1
Denmark		1	1							
Dominican Republic					1				2	1
Equador									1	
France				1	1					1
Germany				1						
Haiti	1		1							
Hungary										1
Ireland										1
Italy					1			1	2	
Japan					1		1			1
Morocco			1							
New Zealand	1									
Nepal			1							
Nicaragua		1			3		1		1	
Palau					2					
Peru										1
Qatar									3	
Russia			1							
Rwanda		1								
South Africa										1
South Korea			1						1	
Spain				1						
Taiwan				1						
United Kingdom	2	2	2	2	2			1	2	2
Worldwide									1	
<b>Total</b>	<b>4</b>	<b>5</b>	<b>10</b>	<b>7</b>	<b>15</b>	<b>0</b>	<b>2</b>	<b>4</b>	<b>13</b>	<b>10</b>

<b>Heinz</b>	<b>MISM</b>	<b>PPM</b>	<b>MAM</b>	<b>IPM</b>
Colombia		2		
Marshall Islands	1	1		
Netherlands		1		



Palau	2	1			
Rwanda	1	2		1	
<b>Total</b>	<b>4</b>	<b>7</b>		<b>1</b>	<b>12</b>

<b>MCS</b>	<b>Bio</b>	<b>Chem</b>	<b>Math</b>	<b>Physics</b>	<b>NeuroScience</b>
Chile			1		
China			3	1	
Cuba					
Dominican Republic	2	1		1	
France			2		
Germany		1	4		
Haiti	1				
Hungary			1		
Israel	1				
Italy			1		
Japan				1	1
New Zealand		2			
Nicaragua	16	3	4	1	4
Peru			1		
Qatar			2		
Russia			1		
Rwanda					2
South Korea		1	1		
Spain		1	1		
Switzerland			2		
Thailand				1	
<b>Total</b>	<b>20</b>	<b>9</b>	<b>24</b>	<b>5</b>	<b>7</b>
					<b>0</b>
					<b>65</b>

<b>SCS</b>	<b>Comp Sci</b>
China	2
France	4
Germany	1
Hungary	2
Japan	2
Nicaragua	2
Qatar	1
United Kingdom	4
<b>Total</b>	<b>18</b>
	<b>18</b>

<b>Tepper</b>	<b>Admin -</b>	<b>Admin -</b>	
Australia	2		
China	1	33	
Colombia	1	26	
Cuba	2		
Dominican Republic	4		
Egypt		9	
France	6		
Germany	2	21	
Haiti	2		
Ireland	1		
Israel		30	
Italy	5		
Japan	1	33	
Nicaragua	5		
Qatar	4		
Rwanda	2		
South Korea	2		
South Africa	2		
Spain	10		
United Kingdom	7		
<b>Total</b>	<b>59</b>	<b>152</b>	<b>211</b>

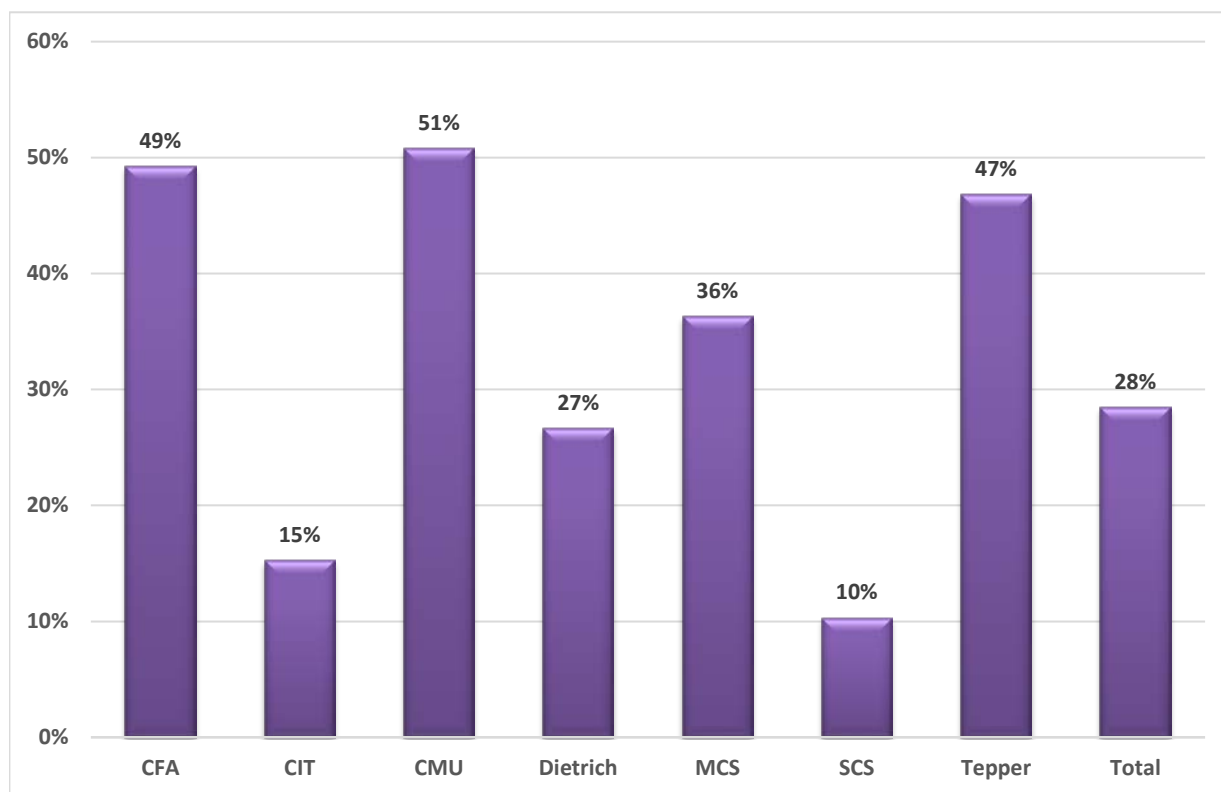
# Study Abroad at Carnegie Mellon University

## Academic Year 2017-2018

### Office of International Education

---

	Undergraduate Study Abroad Students	Undergraduate Degrees Conferred	% Undergraduate Students Who Study Abroad While At Carnegie Mellon
CFA	96	195	49%
CIT	63	413	15%
CMU	32	63	51%
Dietrich	82	308	27%
MCS	65	179	36%
SCS	18	175	10%
Tepper	59	126	47%
<b>Total</b>	<b>415</b>	<b>1459</b>	<b>28%</b>



# Study Abroad at Carnegie Mellon University

## Academic Year 2017 - 2018

### Office of International Education

---

#### **CFA**

##### *Top Sending Departments*

Architecture (57)  
Drama (15)  
Art (11)  
Design (7)  
Music (6)

##### *Top Countries to Study Abroad*

Germany (35)  
United Kingdom (20)  
Italy (10)

#### **Dietrich College**

##### *Top Sending Departments*

Info Systems (15)  
Psychology (14)  
History & SDS (10)  
Stats (8)  
Int. Pol (7)

##### *Top Countries to Study Abroad*

United Kingdom (19)  
Nicaragua (7)  
France (6)

---

#### **CIT**

##### *Top Sending Departments*

Chemical Engineering (12)  
Electrical Engineering (14)  
Mechanical Engineering (23)  
Civil Engineering (7)  
Materials Science & Eng. (7)

##### *Top Countries to Study Abroad*

Nicaragua (8)  
United Kingdom (8)  
Spain (5)

#### **CMU (BHA, BSA, BXA, SHS)**

##### *Top Sending Departments*

SHS (1452)  
BHA- (12)  
BSA (4)

##### *Top Countries to Study Abroad*

United Kingdom (5)  
Nicaragua (5)  
Cuba (4)

---

#### **MCS**

##### *Top Sending Departments*

Biology (27)  
Math & Neuro Science (22)  
Chemistry (10)  
Physics (6)

##### *Top Countries for Study Abroad*

Nicaragua (28)  
Germany (7)  
Dominican Republic (4)

#### **Heinz**

##### *Top Sending Departments*

Public Policy & Mgmt (6)  
MISM (4)

##### *Top Countries for Study Abroad*

Rwanda (3)  
Marshall Islands & Palau (2)  
The Netherlands (1)

---

#### **SCS**

##### *Top Sending Departments*

Computer Science (18)

##### *Top Countries for Study Abroad*

UK & France (4)  
China, Hungary, Japan, Nicaragua (2)  
Germany & Qatar (1)

#### **Tepper**

##### *Top Sending Departments*

Grad (152)  
Undergrad (59)

##### *Top (UG) Countries for Study Abroad*

Spain (10)  
UK (9)  
France (6)

# Study Abroad at Carnegie Mellon University

## Academic Year 2017 - 2018

### Office of International Education

---

#### Notes:

#### 1. Type of Study Abroad:

CMU Programs includes Department Summer, Mini CMU, and Qatar-CA

Direct/External includes Direct Enrollment, External Programs, and Mini External

#### 2. Regions of Study

Regions revised in 2007-2008 based on Open Doors categorizations. North America includes Bermuda and Canada only. Latin America includes Caribbean, Central America & Mexico, and South America.

1999-2000	165
2000-2001	226
2001-2002	214
2002-2003	215
2003-2004	250
2004-2005	295
2005-2006	250
2006-2007	260
2007-2008	370
2008-2009	408
2009-2010	488
2010-2011	508
2011-2012	578
2012-2013	508
2013-2014	504
2014-2015	512
2015-2016	527
2016-2017	592
2017-2018	583

**Participants by Academic Level**

First Year Student	59	10.1%
Sophomore	110	18.9%
Junior	144	24.7%
Senior	85	14.6%
5th Year Senior	12	2.1%
Graduate Student	173	29.7%
<b>TOTAL</b>	<b>583</b>	<b>100.0%</b>