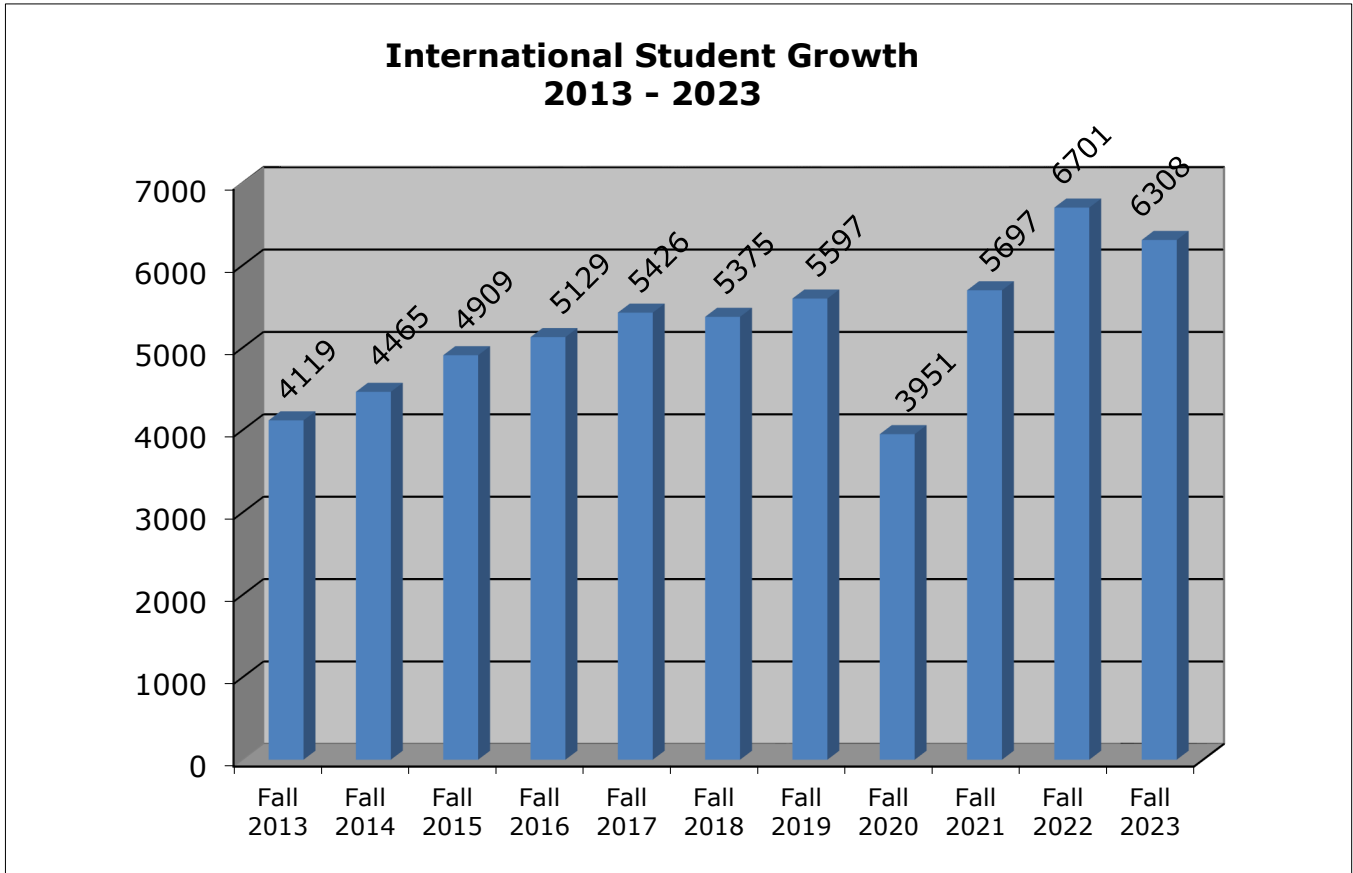


Carnegie Mellon University
Office of International Education
Fall Statistics 2023



International Student Population Breakdown

Doctorate	Master's	Freshmen	Sophomore	Junior	Senior	Exchange	Total
1164	3794	273	316	356	320	85	6308

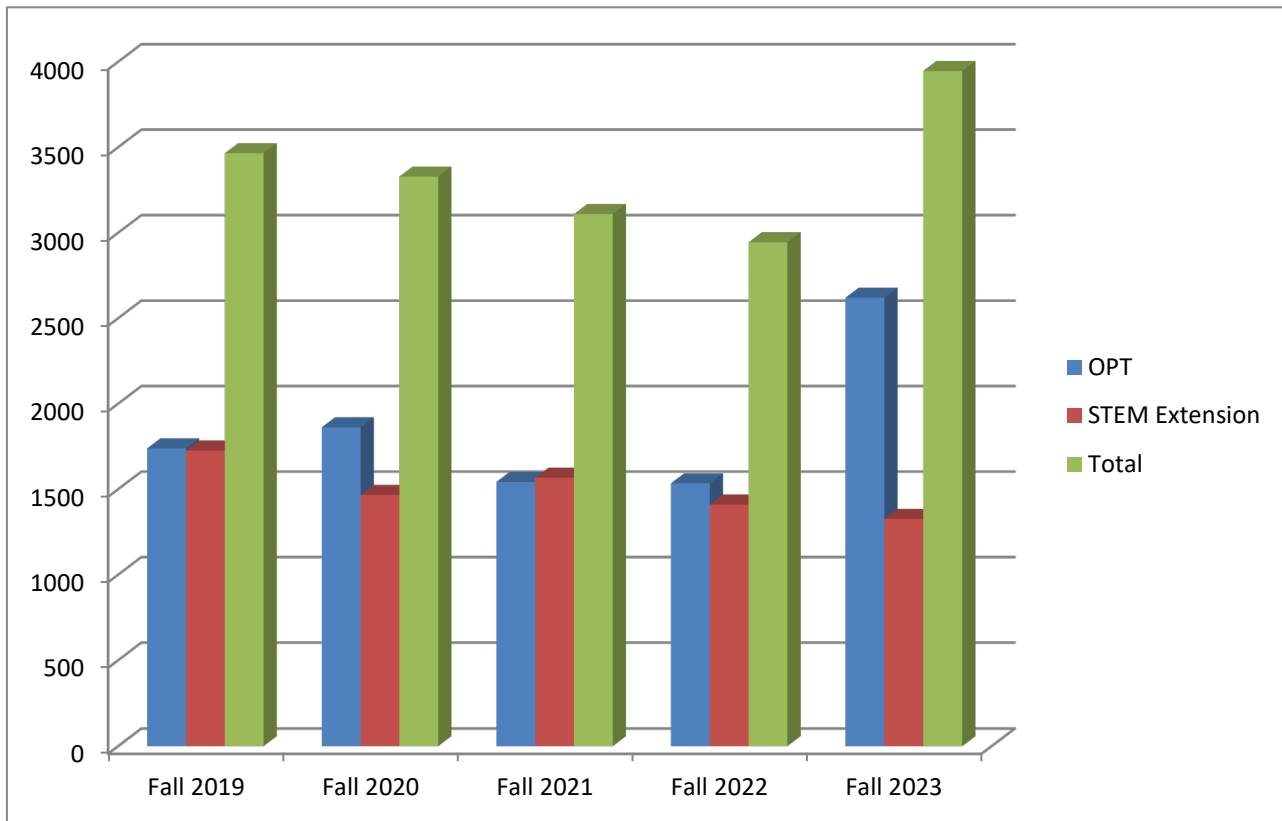
Carnegie Mellon University
Office of International Education
Fall Statistics 2023

Campus	Doc.	Mast.	Fr.	So.	Jr.	Sr.	Ex.	OPT	Total
Carnegie Mellon University	1163	3459	273	316	356	320	83	3637	9607
Carnegie Mellon Washington Sem							2		2
Heinz College - LA Office		6						11	17
Heinz College - Washington, DC		4						2	6
MSCF New York		78						74	152
Silicon Valley	1	247						222	470
<i>Total</i>	<i>1164</i>	<i>3794</i>	<i>273</i>	<i>316</i>	<i>356</i>	<i>320</i>	<i>85</i>	<i>3946</i>	<i>10254</i>

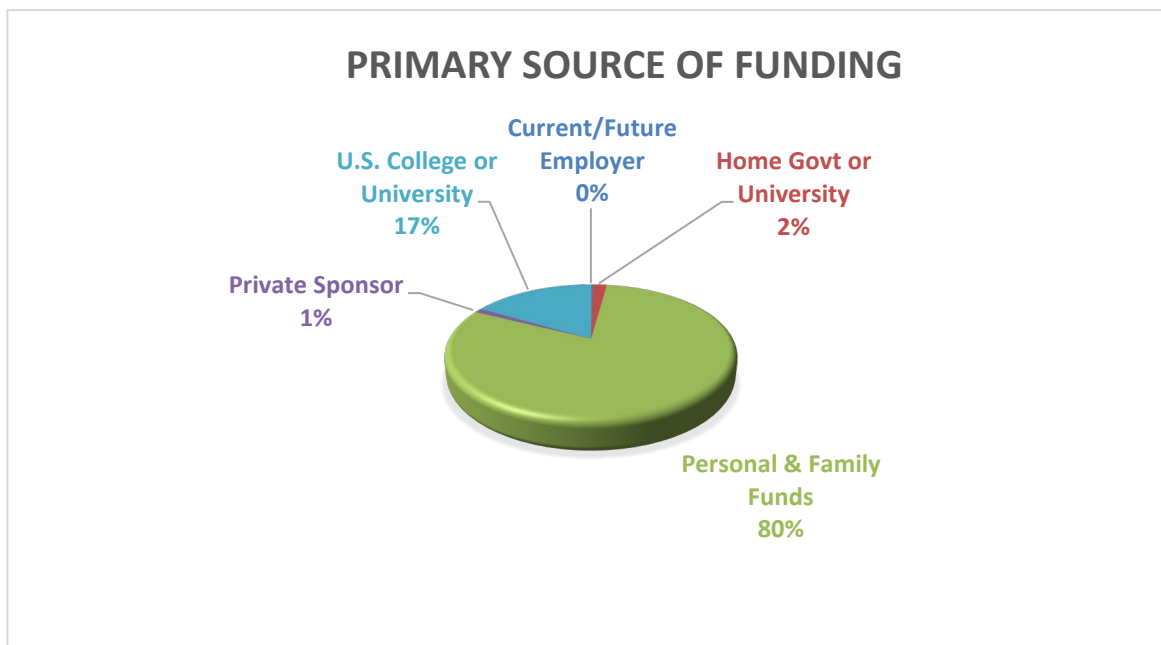
Carnegie Mellon University
Office of International Education
Fall Statistics 2023

International Students on OPT 2019 - 2023

	OPT	STEM Extension	Total
Fall 2019	1739	1726	3465
Fall 2020	1862	1466	3328
Fall 2021	1542	1567	3109
Fall 2022	1534	1410	2944
Fall 2023	2620	1326	3946



Carnegie Mellon University
Office of International Education
Fall Statistics 2023



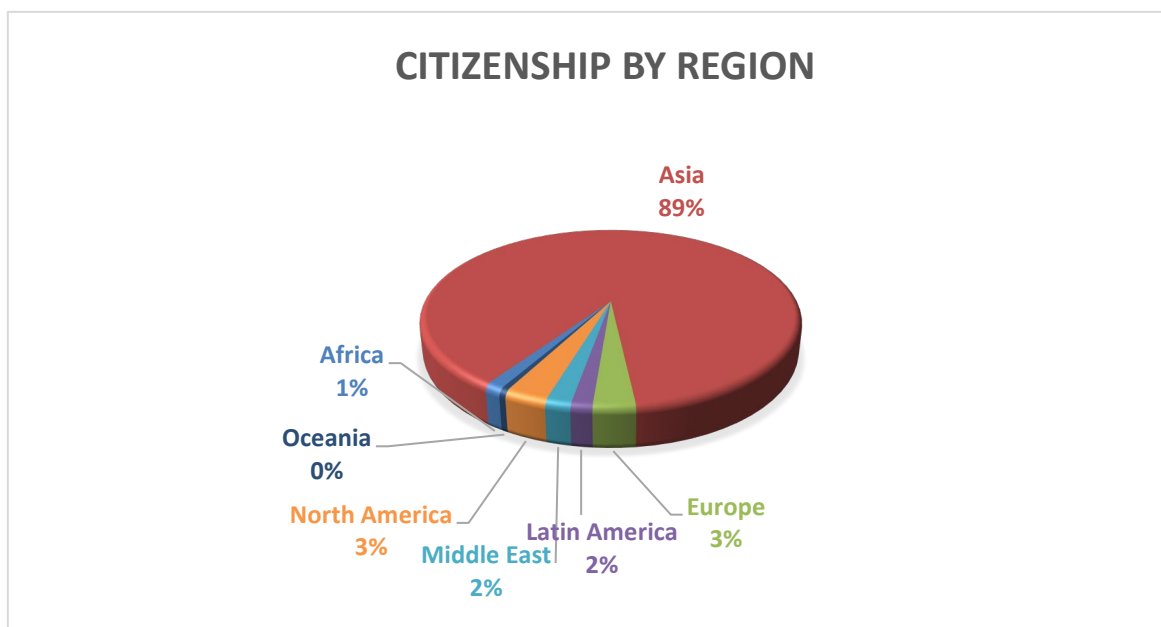
Funding Source	Doc.	Mast.	Fr.	So.	Jr.	Sr.	Ex.	Total
Current/Future Employer	3	10						13
Home Govt or University	10	35	6	5	10	4	51	121
Personal & Family Funds	137	3671	260	305	342	315	34	5064
Private Sponsor	5	46	6	5	4	1		67
U.S. College or University	1009	32	1	1				1043
Totals	1164	3794	273	316	356	320	85	6308

Immigration Status	Doc.	Mast.	Fr.	So.	Jr.	Sr.	Ex.	Total
F-1	1157	3775	273	316	356	320	57	6254
J-1	7	19					28	54
Totals	1164	3794	273	316	356	320	85	6308

Gender	Doc.	Mast.	Fr.	So.	Jr.	Sr.	Ex.	Total
Male	808	2202	145	149	191	158	51	3704
Female	356	1592	128	167	165	162	34	2604
Totals	1164	3794	273	316	356	320	85	6308

Marital Status	Doc.	Mast.	Fr.	So.	Jr.	Sr.	Ex.	Total
Single	1076	3673	273	316	355	320	85	6098
Married	88	121			1			210
Totals	1164	3794	273	316	356	320	85	6308

Carnegie Mellon University
Office of International Education
Fall Statistics 2023



Region	Doc.	Mast.	Fr.	So.	Jr.	Sr.	Ex.	Total
Africa	23	28		2	4		21	78
Asia	933	3550	226	267	309	281	26	5592
Europe	84	49	13	12	9	6	20	193
Latin America	40	44	3	2	6	2	1	98
Middle East	43	48	1	2	2	4	16	116
North America	39	61	25	27	22	23	1	198
Oceania	2	14	5	4	4	4		33
Stateless								0
Totals	1164	3794	273	316	356	320	85	6308

Country	Doc.	Mast.	Fr.	So.	Jr.	Sr.	Ex.	Total
Albania	1	1						2
Argentina	3	3				1		7
Armenia								0
Australia	2	12	4	1	2	3		24
Austria	1	1						2
Bahamas	1	1						2
Bahrain				1				1
Bangladesh	15	1					1	17
Belarus	2							2
Belgium		1						1
Benin							1	1
Bolivia					1			1
Botswana	1			1				2
Brazil	10	4	2	1	3	1		21
Brunei	1							1

Country	Doc.	Mast.	Fr.	So.	Jr.	Sr.	Ex.	Total
Bulgaria				1				1
Burma (Myanmar)		1					1	2
Cambodia		1						1
Canada	30	51	25	27	22	23	1	179
Chile	8	5						13
China	493	1766	127	172	200	192	5	2955
Colombia	6	17						23
Congo (Kinshasa)	1							1
Costa Rica	1							1
Cote D Ivoire	1	2						3
Cyprus		2				1		3
Czech Republic							1	1
Ecuador	3	2						5
Egypt	4						3	7
Ethiopia	1	2					2	5
France	5	8		1			2	16
Georgia	4	1					2	7
Germany	12	7	1	1			5	26
Ghana	5	4			1			10
Greece	7	2	1	1		1	1	13
Guyana	1							1
Honduras	1	1						2
Hong Kong	2	15	8	2	5	1	2	35
Hungary			1					1
Iceland		2						2
India	224	1343	40	30	35	27	4	1703
Indonesia	2	32	1	1	2	1	1	40
Iran	30	6						36
Ireland	2							2
Israel	4	2	1					7
Italy	11	5	1		1	1	1	20
Jamaica	2							2
Japan	8	26	2	1	1		2	40
Jordan							3	3
Kazakhstan	1	4	1				1	7
Kenya	1	2			1			4
Kuwait		2						2
Kyrgyzstan				1				1
Lebanon		2					2	4
Luxembourg							1	1
Macau		3				2		5
Malaysia	1	3	1	3	2			10
Maldives					1			1
Mali	1							1
Mexico	9	10						19
Moldova	1							1
Mongolia	1			1				2
Morocco		2					2	4
Nepal	3	8						11
Netherlands	2	2	2				1	7

Country	Doc.	Mast.	Fr.	So.	Jr.	Sr.	Ex.	Total
New Zealand		2	1	3	2	1		9
Nigeria	5	11		1	2		3	22
Pakistan	4	14				2	6	26
Panama	1	1	1		1			4
Paraguay	1	1						2
Peru	1	4						5
Philippines	1	2					1	4
Poland	2	1	1					4
Portugal	12			1				13
Qatar							4	4
Romania							3	3
Russia	8	4		1	5		1	19
Rwanda	1						5	6
Saudi Arabia	5	20		1	2	1		29
Serbia	1							1
Sierra Leone							1	1
Singapore	8	39	14	16	24	12		113
South Africa		3						3
South Korea	73	64	19	27	23	33	2	241
Spain	4	4	1	1		2	1	13
Sri Lanka	2					1		3
St Kitts & Nevis		1			1		1	3
Sudan							1	1
Sweden	2	1						3
Switzerland	1	1			1			3
Syria							1	1
Taiwan	39	205	2	2	6	8		262
Thailand	10	25	5	6	6	2		54
Trinidad & Tobago	1	3		1				5
Tunisia							1	1
Turkey	31	3	4	2	2	2		44
Uganda	1	2					1	4
Ukraine	2	2	1	1				6
United Kingdom	4	6	4	4	2	2	1	23
Uzbekistan							3	3
Venezuela		1						1
Vietnam	18	9	2	3	2		3	37
Zimbabwe	1						1	2
Totals	1164	3794	273	316	356	320	85	6308

Carnegie Mellon University
Office of International Education
Fall Statistics 2023

Colleges and Programs

CFA	Doc.	Mast.	Fr.	So.	Jr.	Sr.	Ex.	Total
Advanced Architectural Design		5						5
Architectural & Building Sciences/Technology		26	21	22	13	21		103
Architecture					2	6		8
Architecture-Engineering-Construction Mgmt	4	29						33
Art		7	8	9	10	8	1	43
Building Performance & Diagnostics	9	8						17
Collaborative Piano		2						2
Composition		1						1
Computational Design	6	17						23
Costume Design		5						5
Costume Production		2						2
Design		13	7	5	7	5	3	40
Design for Interactions		25						25
Drama			1	2	1	1		5
Dramatic Writing		1						1
Electronic Music				1	1			2
Lighting Design		2						2
Music		13		1				14
Music & Technology		10	3	1	1			15
Music Composition				1				1
Music Education		1						1
Music Performance		12	1					13
Scene Design		6						6
Sound Design		1						1
Stage & Production Management		1						1
Sustainable Design		17						17
Technical Direction		1						1
Transition Design	1							1
Urban Design		17						17
Video & Media Design		1						1
Total	20	223	41	42	35	41	4	406

CIT	Doc.	Mast.	Fr.	So.	Jr.	Sr.	Ex.	Total
Artificial Intelligence Engineering - Biomedical Engineering		16						16
Artificial Intelligence Engineering - Chemical Engineering		17						17
Artificial Intelligence Engineering - CEE		12						12
Artificial Intelligence Engineering - ECE		42						42
Artificial Intelligence Engineering - Information Security		17						17
Artificial Intelligence Engineering - MSE		7						7
Artificial Intelligence Engineering - Mechanical Engineering		17						17
Biomedical Engineering	29	62						91
Chemical Engineering	28	27		5	7	3	7	77

CIT (cont.)	Doc.	Mast.	Fr.	So.	Jr.	Sr.	Ex.	Total
CIT Undeclared			59			1		60
Civil & Environmental Engineering	30	49			6	5		90
Computational Biomedical Engineering		7						7
Computational Design & Manufacturing		6						6
Computational Materials Science & Engineering		3						3
Computational Mechanics	8	1						9
Electrical & Computer Engineering	147	348		50	74	44	9	672
Energy Science, Technology & Policy		21						21
Engineering & Public Policy	12	7						19
Engineering & Technology Innovation Mgmt		27						27
Environmental Management & Science	1							1
Information Networking		111						111
Information Security		44						44
Information Technology							7	7
Information Technology - Information Security		55						55
Materials Science		10						10
Materials Science & Engineering	56				3	3		62
Mechanical Engineering	104	122		12	12	4	4	258
Mobile & Internet of Things Engineering		47						47
Software Engineering		137						137
Total	415	1212	59	67	102	60	27	1814

CMU	Doc.	Mast.	Fr.	So.	Jr.	Sr.	Ex.	Total
Computer Science & Arts				1	4	1		6
Engineering Studies & Arts			1			1		2
Entertainment Technology		118						118
Humanities & Arts				4	6	3		13
Information Systems			10	25	22	24	12	93
Integrated Innovation for Products & Services		87						87
Science & Arts			1	1	2	6		10
Software Management		65						65
Total	0	270	12	31	34	35	12	386

Heinz	Doc.	Mast.	Fr.	So.	Jr.	Sr.	Ex.	Total
Arts Management		16						16
Business Intelligence & Data Analytics		148						148
Entertainment Industry Management		15						15
Health Care Analytics & Information Technology		21						21
Information Security Policy & Mgmt		44						44
Information Systems Management	23	284						307
Machine Learning & Public Policy	3							3
Public Management Non-Degree							4	4
Public Policy & Management	8	45						53
Public Policy & Management (Data Analytics)		66						66
Statistics & Public Policy	5							5
Total	39	639	0	0	0	0	4	677

Dietrich	Doc.	Mast.	Fr.	So.	Jr.	Sr.	Ex.	Total	
Behavioral Decision Research	3							3	
Behavioral Economics				1		1		2	
Cognitive Neuroscience	4							4	
Cognitive Science				2	3	2		7	
Decision Science				3	3	5		11	
Dietrich Undeclared			54	13				67	
Economics					2	1		3	
Economics & Politics				1				1	
Economics & Statistics				1	6	9		16	
Film & Visual Media				2		1		3	
Global Communication & Applied Translation		5						5	
History	2			1				3	
Information Technology Strategy		31						31	
International Relations & Politics		1		1	1			3	
Linguistics					1			1	
Literary & Cultural Studies	2	1						3	
Logic & Computation					2			2	
Logic, Computation & Methodology	12	7						19	
Neural Computation	6							6	
Neural Computation & Machine Learning	5							5	
Neural Computation & Statistics	1							1	
Neuroscience						1		1	
Philosophy		1				1		2	
Policy & Management				1				1	
Professional Writing					1			1	
Pure & Applied Logic	1							1	
Psychology	3				2	1		6	
Rhetoric	2	1						3	
Second Language Acquisition	3							3	
Social & Political History						1		1	
Statistics	21			1	4	9		35	
Statistical Practice		4						4	
Statistics & Machine Learning	2		1	26	28	23		80	
Systems Neuroscience	4							4	
Total	71	51	55	53	53	55	0	0	338

MCS	Doc.	Mast.	Fr.	So.	Jr.	Sr.	Ex.	Total
Algorithms, Combinatorics & Optimization	3			3	2			8
Biological Sciences	22					1	7	30
Biological Sciences/Neuroscience Track				1				1
Biotechnology & Pharmaceutical Engineering		20						20
Chemistry	47			3	2	5		57
Chemistry/Biological Chemistry Track						1		1
Computational Biology		44						44
Computational Finance					4	9		13
Data Analytics for Science		12						12
Mathematical Sciences	31			12	8	6		57
Mathematical Sciences (Computational & Applied Math)				7	5	9		21
Mathematical Sciences (Discrete Math & Logic)				6	5			11
Mathematical Sciences (Operations Research & Stats)					1	4		5
Mathematical Sciences (Statistics)				2	3	1		6

MCS (cont.)	Doc.	Mast.	Fr.	So.	Jr.	Sr.	Ex.	Total
MCS Undeclared			44	1	1			46
Neuroscience				2	1			3
Physics	58			10	2	2		72
Physics - Astrophysics				1	2			3
Physics - Computational Physics				1		1		2
Quantitative Biology & Bioinformatics		27						27
Total	161	103	44	49	36	39	7	412

SCS	Doc.	Mast.	Fr.	So.	Jr.	Sr.	Ex.	Total
Artificial Intelligence				4	8	12		24
Artificial Intelligence & Innovation		62						62
Automated Science - Biological Experimentation		15						15
Computational Biology	25					3		28
Computational Data Science		157						157
Computer Science	89	61		27	66	44	11	298
Computer Vision		63						63
Educational Technology & Applied Learning Sciences		42						42
Embedded Systems		8						8
Human-Computer Interaction	38	20		1		1		60
Information Technology - Privacy Engineering		19						19
Intelligent Information Systems		55						55
Language & Information Technologies	59	1						60
Language Technologies		11						11
Machine Learning	50	64						114
Robotic Systems Development		73						73
Robotics	107	72						179
Scalable Systems		79						79
SCS Undeclared			36					36
Societal Computing	15							15
Software Engineering	20	41						61
Total	403	843	36	32	74	60	11	1358

Tepper	Doc.	Mast.	Fr.	So.	Jr.	Sr.	Ex.	Total
Accounting	5							5
Algorithms, Combinatorics, & Optimization	8							8
Business Administration			26	33	18	28	20	125
Business Analytics		54						54
Business Technologies	4							4
Computational Finance		157		1				158
Economics	12			8	4	1		25
Economics & Mathematical Sciences						1		1
Finance	6							6
Management Science		196						196
Marketing	6							6
Operations Management	5							5
Operations Research	3							3
Organizational Behavior & Theory	6							6
Product Management		46						46
Total	55	453	26	42	22	30	20	373

Grand Total	1164	3794	273	316	356	320	85	6308
--------------------	-------------	-------------	------------	------------	------------	------------	-----------	-------------

Office of International Education

Summary of the International Student Population

Fall Statistics 2023

All International Students

Top Programs

1. Electrical & Computer Engineering (672)
2. Information Systems Management (307)
3. Computer Science (298)
4. Mechanical Engineering (258)
5. Management Science (196)

Top Sending Countries

1. China (2955)
2. India (1703)
3. Taiwan (262)
4. South Korea (241)
5. Canada (179)

Doctoral Students

Top Programs

1. Electrical & Computer Engineering (147)
2. Robotics (107)
3. Mechanical Engineering (104)
4. Computer Science (89)
5. Language & Information Technologies (59)

Top Sending Countries

1. China (493)
2. India (224)
3. South Korea (73)
4. Taiwan (39)
5. Turkey (31)

Master's Students

Top Programs

1. Electrical & Computer Engineering (348)
2. Information Systems Management (284)
3. Management Science (196)
4. Computational Data Science (157)
4. Computational Finance (157)

Top Sending Countries

1. China (1766)
2. India (1343)
3. Taiwan (205)
4. South Korea (64)
5. Canada (51)

Undergraduate Students

Top Programs

1. Electrical & Computer Engineering (168)
2. Computer Science (137)
3. Business Administration (105)
4. Information Systems (81)
5. Statistics & Machine Learning (78)

Top Sending Countries

1. China (691)
2. India (132)
3. South Korea (102)
4. Canada (97)
5. Singapore (66)

Exchange Students

Top Programs

1. Business Administration (20)
2. Information Systems (12)
3. Computer Science (11)
4. Electrical & Computer Engineering (9)
5. Biological Sciences (7)
5. Chemical Engineering (7)
5. Information Technology (7)

Top Sending Countries

1. Pakistan (6)
2. China (5)
2. Germany (5)
2. Rwanda (5)
5. India (4)
5. Qatar (4)