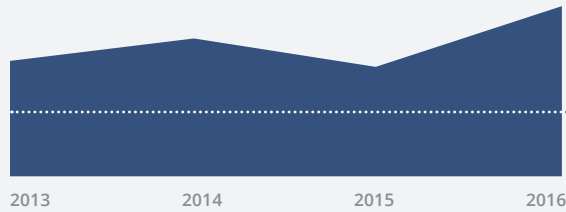


Percentage of Women in First-year Class at Carnegie Mellon University

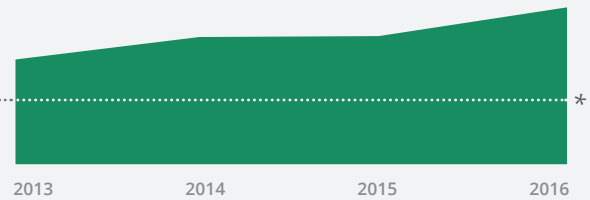
School of Computer Science

48.5%



College of Engineering

43.3%



*National Average — degrees earned by women: 20% (Source: NSF)

	Fall 2013	Fall 2014	Fall 2015	Fall 2016
School of Computer Science				
Male	89 65.4%	82 59.4%	101 68.7%	85 51.5%
Female	47 34.6%	56 40.6%	46 31.3%	80 48.5%
Total	136	138	147	165
College of Engineering				
Male	299 67.6%	271 64.4%	324 63.9%	230 56.7%
Female	143 32.4%	150 35.6%	183 36.1%	176 43.3%
Total	442	421	507	406

All 2016 First-Year Students

49.5%
Female



50.5%
Male

	Fall 2013	Fall 2014	Fall 2015	Fall 2016
First-year Enrollment				
Male	800 55.5%	813 55.2%	853 54.2%	788 50.5%
Female	642 44.5%	661 44.8%	722 45.8%	771 49.5%
Total	1,442	1,474	1,575	1,559
Total Undergraduate Enrollment				
Male	3,365 57.7%	3,296 56.7%	3,279 55.1%	3,238 53.8%
Female	2,469 42.3%	2,520 43.3%	2,675 44.9%	2,776 46.2%
Total	5,834	5,816	5,954	6,014

All data is for CMU's Pittsburgh campus only as of September 2, 2016.

First envisioned in 1900 by steel magnate and philanthropist Andrew Carnegie

Carnegie Mellon University has steadily built upon its foundations of excellence and innovation to become one of America's leading universities. The university's unique approach to education — giving students the opportunity to become experts in their chosen fields while studying a broad range of course work across disciplines — creates leaders and problem solvers for the changing marketplace of today and tomorrow.

Students in this private, co-educational university come from 49 states and more than 60 countries. Each year, Carnegie Mellon enrolls a diverse freshman class of approximately 1,550 students. The total undergraduate population is 5,950. Students come from a variety of economic, social and cultural backgrounds and represent a wide range of academic and artistic interests.

Colleges and Undergraduate Programs

College of Engineering

College of Fine Arts (CFA)

Dietrich College of Humanities and Social Sciences (DC)

Information Systems (IS)

Mellon College of Science (MCS)

School of Computer Science (SCS)

Tepper School of Business (TPR)

Interdisciplinary Studies

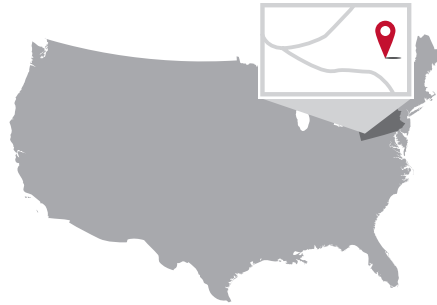
Bachelor of Humanities & Arts (BHA) Intercollege Degree Program

Bachelor of Science & Arts (BSA) Intercollege Degree Program

Bachelor of Computer Science & Arts (BCSA) Intercollege Degree Program

Integrative Design, Arts and Technology (IDeATe)

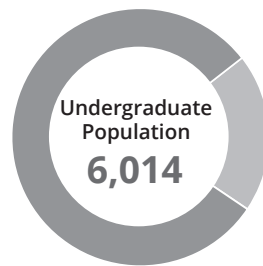
Location



Carnegie Mellon's 148-acre campus is located in the Oakland neighborhood of Pittsburgh, five miles from the downtown area. As home to several of the city's colleges, universities, museums and hospitals, Oakland offers many activities and resources to area students. While Carnegie Mellon has the collegiate feel of a residential campus, the surrounding Pittsburgh community provides all of the cultural and social advantages of a big city.

North America > United States > Pennsylvania > Allegheny County > Pittsburgh

Student Diversity



Freshman Enrollment
1,559

Male
50.5%

Female
49.5%

15%
African American,
Latino or
Native American

17%
International

As of September 2, 2016

Faculty

Faculty members are practicing professionals at the forefront of their respective fields. These professors, instructors and lecturers are in the classroom, lab, studio or work place creating new knowledge on a daily basis and passing that knowledge on to their students. More often than not, they teach both undergraduate and graduate courses. Undergraduates have the opportunity to work on groundbreaking research projects with these award-winning faculty members.



Student to
Faculty Ratio
13:1

27
Average class size

65%
of undergraduate
courses have fewer
than 20 students

92%
of faculty have
a Ph.D. or other
terminal degree

FACILITIES AND HOUSING



Academic, research and administrative buildings
48

Students living in university housing
66%



Residence halls and apartments (on/off campus)
28

ATHLETICS AND ACTIVITIES

Carnegie Mellon University
TARTANS



- 8** NCAA Division III Men's varsity sports
- 8** NCAA Division III Women's varsity sports
- 40+** Club teams and intramural sports
- 280+** Clubs and student organizations

<input type="checkbox"/> The Tartan Newspaper	<input type="checkbox"/> Society of Women Engineers
<input type="checkbox"/> Ballroom Dancing	<input type="checkbox"/> SCS4ALL
<input checked="" type="checkbox"/> Robotics Club	<input type="checkbox"/> Treblemakers
<input type="checkbox"/> Scotch'n'Soda Theatre	<input type="checkbox"/> Global Business Brigades
<input type="checkbox"/> The Thistle Yearbook	<input type="checkbox"/> Spring Carnival
<input type="checkbox"/> Kiltie Marching Band	<input checked="" type="checkbox"/> Solar Racing
<input type="checkbox"/> Masters of Flying Objects	<input type="checkbox"/> Debate, Mock Trial, Storytelling
<input type="checkbox"/> Amnesty International	<input type="checkbox"/> Net Impact
<input checked="" type="checkbox"/> Basketball Club	<input type="checkbox"/> ALLIES

(club and organizations sampling)

ADMISSION*

Carnegie Mellon's highly selective process looks for academic and artistic achievers who are leaders inside as well as outside the classroom.

The university uses the following to make admission decisions: high school performance, standardized test scores (including the SAT or ACT Test and SAT Subject Tests and TOEFL/IELTS if applicable), an audition or portfolio review (if applicable), non-academic activities, secondary school counselor and teacher recommendations, an admission essay and a personal statement, and demonstrated interest.

Cost (2016-17 Academic Year)

Tuition	\$51,196
Fees	\$1,114
Room/Board	\$13,270
Books/Misc.	~\$2,400
Transportation	varies
TOTAL	\$67,980+

Financial Aid Statistics for the 2016-17 First-Year Class:

80% of financial aid applicants received need-based financial aid

50% of first-year students received need-based financial aid

\$38,231 – average financial aid package

\$36,198 – average grant award

First-Year Admitted Student Statistics

	SATCR*	SATM*	SATWR*	Rank	GPA	ACTE	ACTM	ACTC
CFA	620-720	640-760	640-740	13%	3.67	31	30	31
DC	680-760	710-800	700-780	7%	3.80	33	33	33
Engineering	690-770	740-800	690-780	3%	3.87	33	34	34
IS	680-770	740-800	670-760	4%	3.78	34	34	34
MCS	690-770	750-800	700-780	3%	3.87	34	34	34
SCS	740-800	780-800	740-800	2%	3.91	35	35	35
TPR	680-770	740-800	700-780	5%	3.84	33	34	33
BXA	710-760	710-780	700-790	5%	3.86	34	33	34

Decision Plans

Early Decision, with a deadline of November 1, is for students who declare Carnegie Mellon as their first choice. This plan is a binding agreement; admitted students are expected to enroll.

Regular Decision is the plan we recommend for most applicants. Regular Decision applications are due on January 1 (December 1 for drama and music applicants) and notification occurs between March 15 and April 15.

Early Admission is for high school juniors planning to skip their senior year. The application deadline is January 1. Candidates are notified of a decision between March 15 and April 15.

Fall 2016 Application Statistics

	Applications	Admitted	Enrollment Goals
CFA School of Architecture	358	197	60
CFA School of Art	765	161	51
CFA School of Design	711	61	40
CFA School of Drama	2,621	78	56
CFA School of Music	741	126	41
DC	4,493	1,048	270
Engineering	9,819	1,281	400
IS	1,180	108	50
MCS	6,515	1,095	220
SCS	6,992	389	175
TPR	3,053	534	140
BXA	65	65	12
TOTAL	37,313	5,143	1,500+

KEY

BXA	Intercollege Degree Programs
CFA	College of Fine Arts
DC	Dietrich College of Humanities and Social Sciences
Engineering	College of Engineering
IS	Information Systems
MCS	Mellon College of Science
SCS	School of Computer Science
TPR	Tepper School of Business

As of September 2, 2016

*Middle 50% range of "old" SAT Reasoning Test