



State of the University

March 28, 2023



Farnam Jahanian

President





Enrollment and Admissions Overview

Fall 2022 Student Enrollment

	MS	Ph.D.	UG	TOTAL
Incoming Cohort <i>(Pittsburgh)</i>	2,355	356	1,716	4,427
Total Student Enrollment <i>(Pittsburgh)</i>	5,503	2,164	6,986	14,747*
Total Student Enrollment <i>(Global)</i>	7,031	2,175	7,447	16,779*

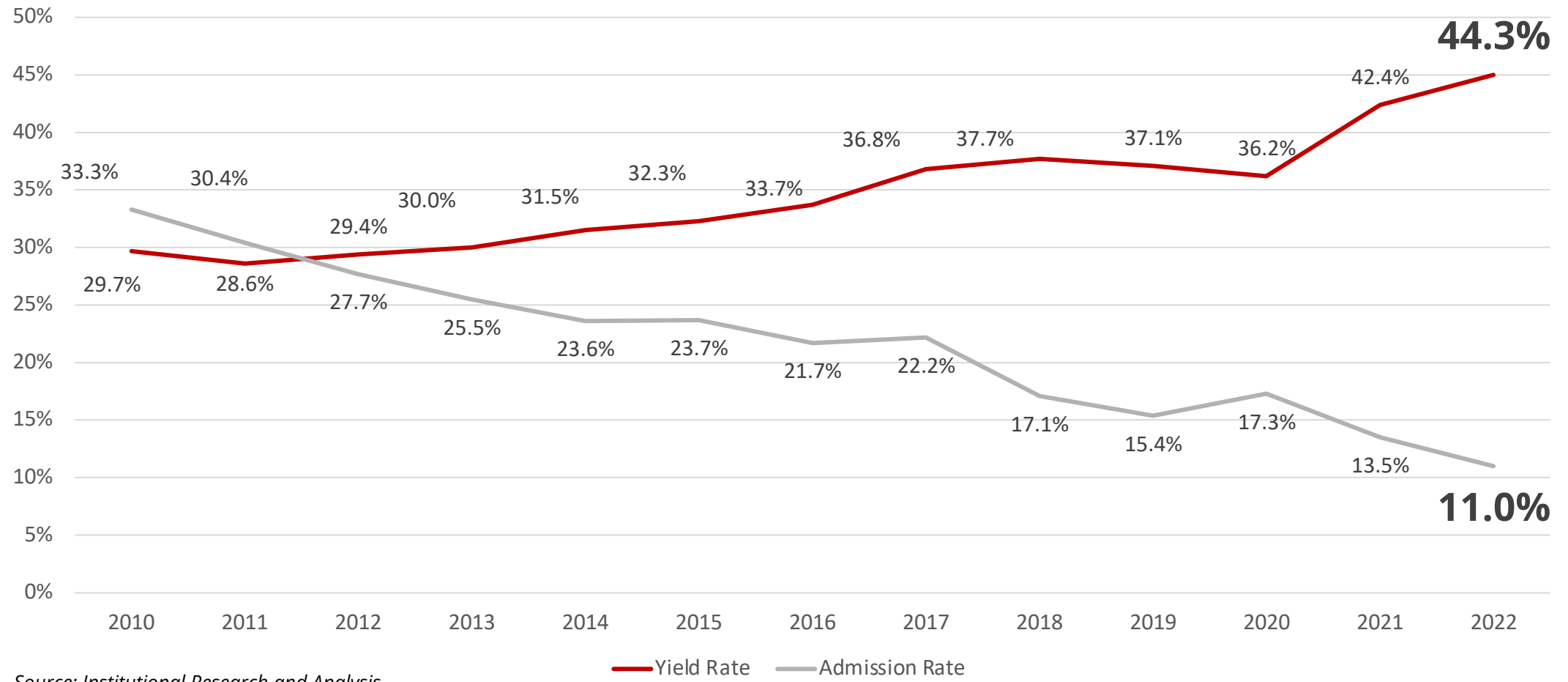
**Total count also includes non-degree and certificate only students*

Class of 2026+

Applicants	34,261
Enrolled	1,736
Yield	45%
Women	49%
Men	48%
Non-Binary	3%
First-Generation	12%
International	19%
Underrepresented	15%



More Selective, Higher Yield



Source: Institutional Research and Analysis



Investing in Our People

New Leadership – Current Academic Year



Jonathan Bailey Holland

Head of the School of Music
Jack G. Buncher Chair



Audrey Cronin

Director, Institute for
Politics and Strategy



Steve Wray

Executive Director
Block Center for Technology and Society




Theresa Mayer

Vice President for Research



Robert Ramirez

Head of the School of Drama



Kristina Wong Davis

Vice Provost for
Enrollment Management

Faculty Recruitment


195 new faculty started in 2022 across all tracks, including:

- 58 tenure-track faculty
- 21 teaching track
- 3 research track
- 7 librarian track
- 106 special faculty



Recent Faculty Accolades

National Academy of Engineering



AAAS



National Academy of Sciences' Award in Chemical Sciences




AAAI Award for Artificial Intelligence for the Benefit of Humanity



National Endowment for the Humanities

National Academy of Inventors



Staff Recruitment

	Employee Snapshot	Calendar Year 2022	
	<i>Total Headcount</i>	<i>Total New Hires</i>	<i>Net Increase</i>
All Staff (Administrative & Academic)	4,876	990	316

Employee Snapshot data as of February 1, 2023

Supporting Our Faculty & Staff

- Expanding Cyert Center
- Employee Resources Groups
- Employee Assistance Program
- Leadership Development
- Calendar Innovations
- Supporting Our Return to Work
- Save the Date: Staff Picnic – May 17
- Merit Pool





University Finances & Make Possible Campaign

Outlook of University Finances

POSITIVES

- The university is financially strong; stayed strong through pandemic disruption
- Forecasting favorable financial results for FY23
- Credit rating raised to 'AA'
- Major projects on budget

HORIZONS

- Launching new academic programs
- Spending more with diverse and local suppliers
- Investing in strategic opportunities

HEADWINDS

- Inflationary impacts
- Potential recession
- Rising costs of higher education

FY23 Sources of Revenue



47%

Net Tuition and Fees

Undergraduate, Graduate and Pre-College Tuition net of Financial Aid, as well as Exec. Education and other fees.



32%

Sponsored Projects

Revenues from third parties (e.g., federal government) for specific research funded through grants and awards.



12%

Private Support: Gifts & Endowment Distribution

Gifts received from donors to fund operations and distribution from the CMU Endowment.



4%

Auxiliary Services

Housing, Dining, Parking, University Stores, and Printing Services.



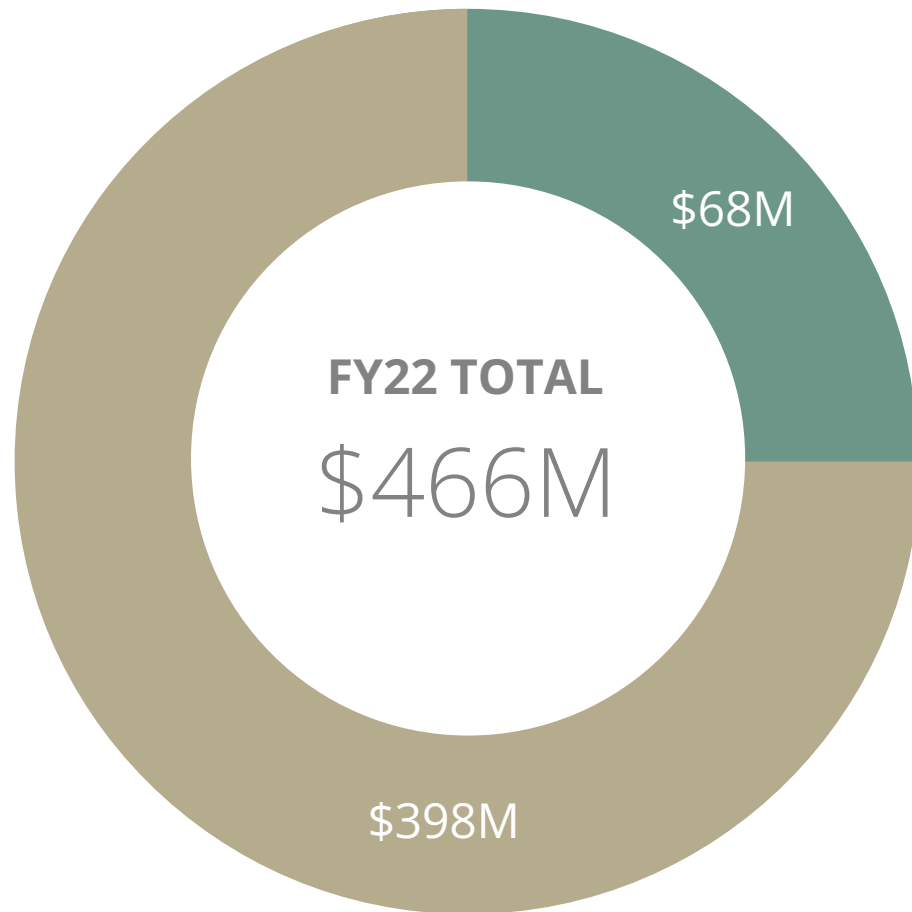
5%

Other Revenue, incl. Investment Income

Primarily third-party reimbursement of CMU international program expenses; also includes government received financial aid, royalties on investments, rental income, ancillary service revenue.

FY22 Research Expenditures

(Includes ARM & SEI)



■ Non-Federal Funding

Industry:	\$35M
Foundation & Non-Profit:	\$19M
Other Non-Fed Funding:	\$14M

■ Federal Funding

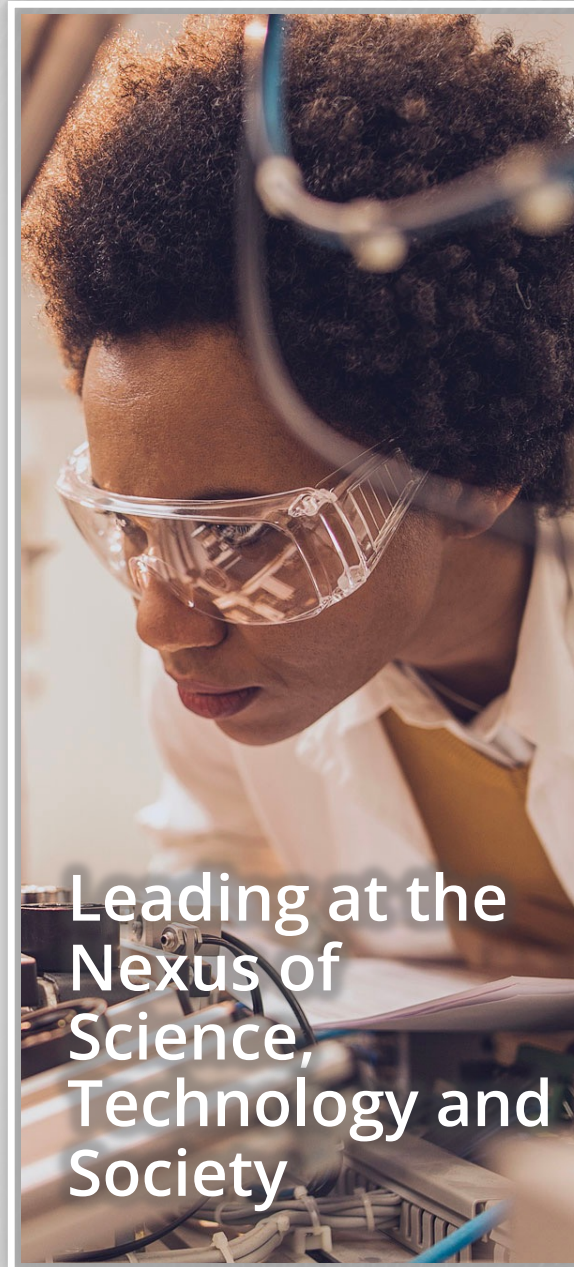
DoD:	\$199M
NSF:	\$70M
DHS:	\$33M
Other Fed:	\$21M
DHHS:	\$48M
DOE:	\$19M
NASA:	\$8M



Driving the
Future of
Education



Enhancing the
CMU
Experience



Leading at the
Nexus of
Science,
Technology and
Society



Broadening
Our Societal,
Cultural &
Economic
Impact



Driving the
Future of
Education



Enhancing the
CMU
Experience



Leading at the
Nexus of
Science,
Technology and
Society



Broadening
Our Societal,
Cultural &
Economic
Impact

The Transformation of Higher Education

Technology as driver of pedagogy

Melding of virtual and in-person interactions to improve learning

Curricular and delivery innovations

Interdisciplinary research and education





TCS Hall



Ansys Hall



Scaife Hall



Posner Hall

Global Educational Impact





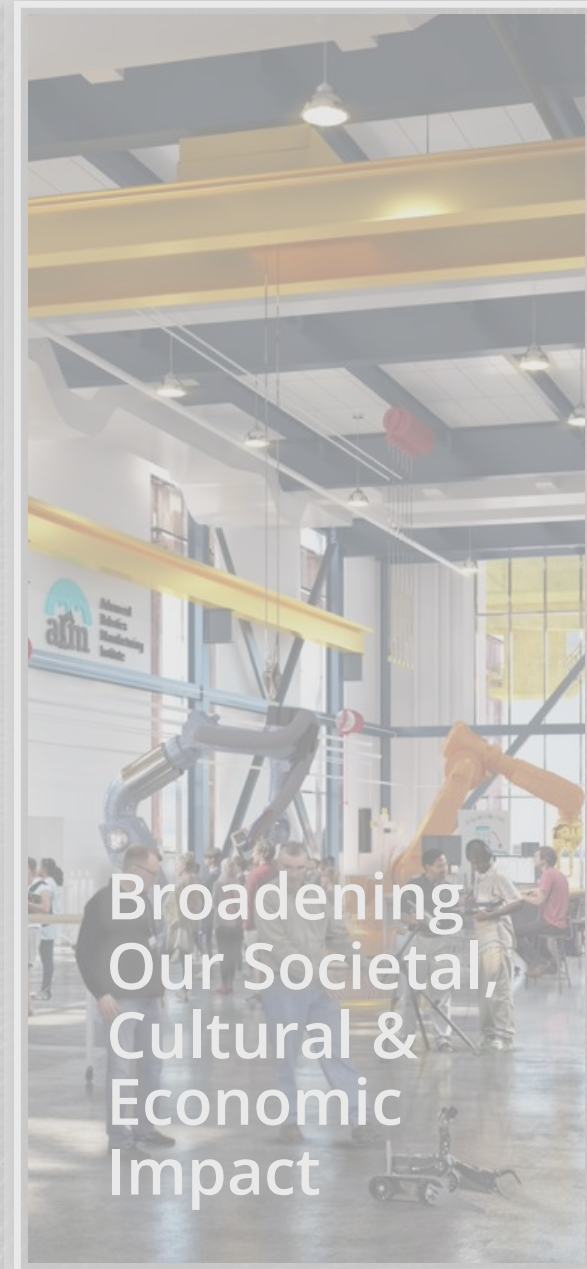
Driving the
Future of
Education



Enhancing the
CMU
Experience



Leading at the
Nexus of
Science,
Technology and
Society



Broadening
Our Societal,
Cultural &
Economic
Impact

Investing in Comprehensive Student Success

- Ensuring all students have the tools they need to thrive academically
- Advancing a sophisticated and proactive approach to Community Health and Well-Being
- Cultivating diverse populations and perspectives and promoting equity, inclusion and belonging
- Providing a high-impact residential experience



Increasing Grants, Reducing Debt

61%

Increase in institutional funds
for financial aid (since 2016)

25%

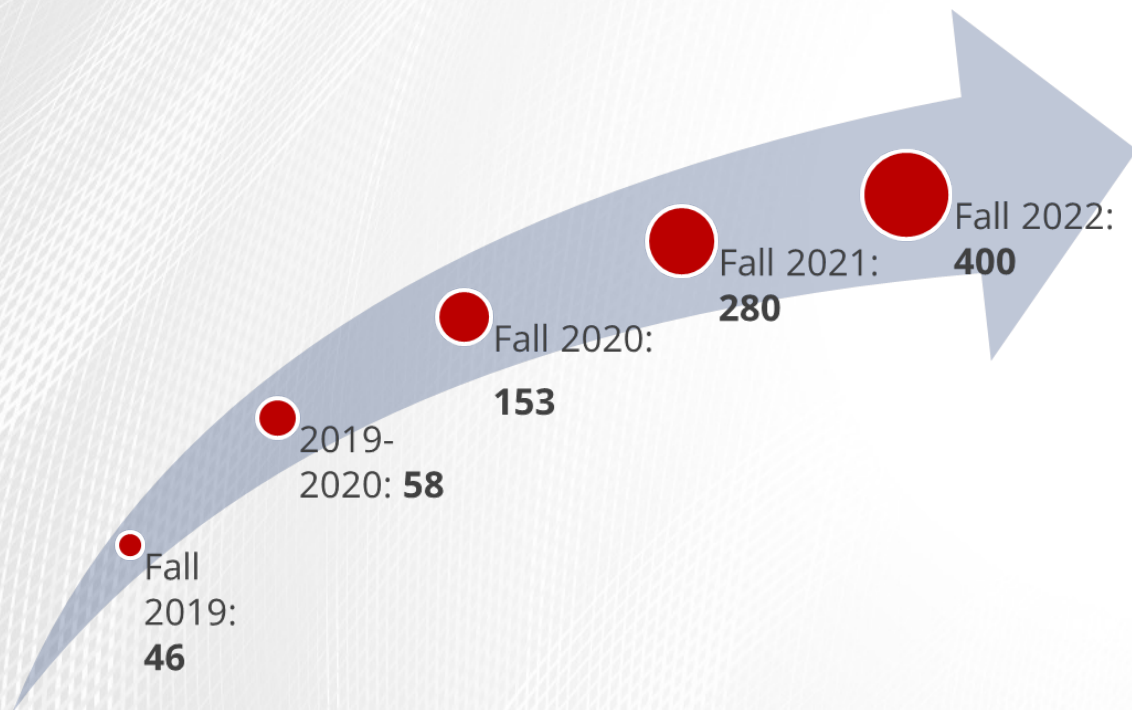
Decrease in average Indebtedness
at graduation (since 2019)

\$45K

average need-based grant



The Tartan Scholars Program



CMU Rales Fellows Program



Highmark Center for Health, Wellness & Athletics



Forbes & Beeler



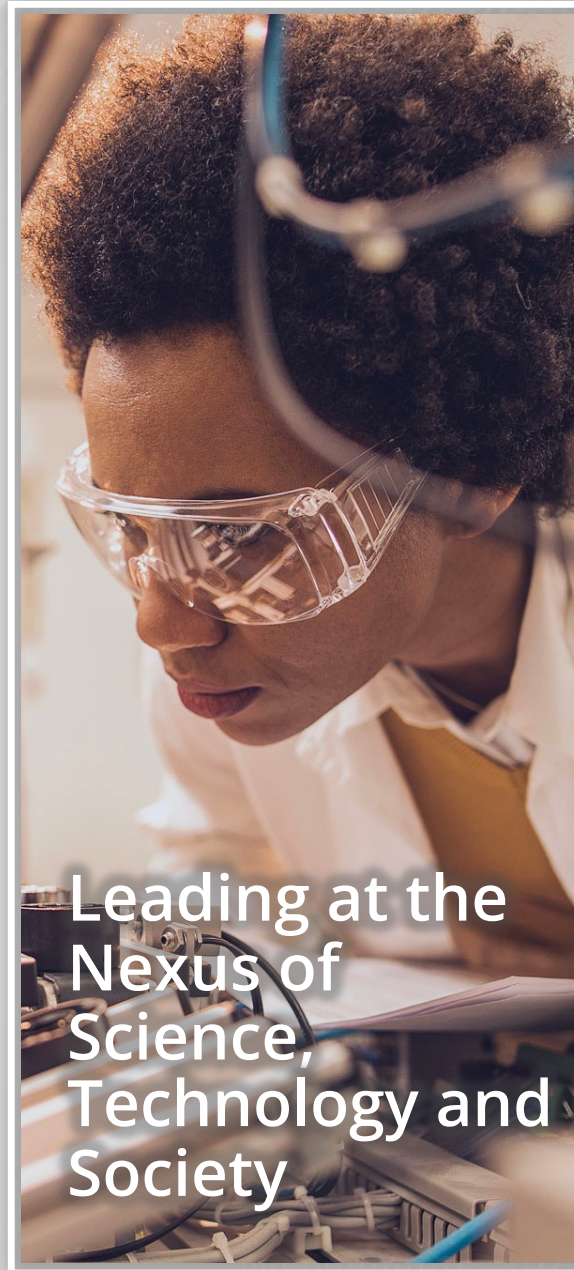
Fifth & Clyde



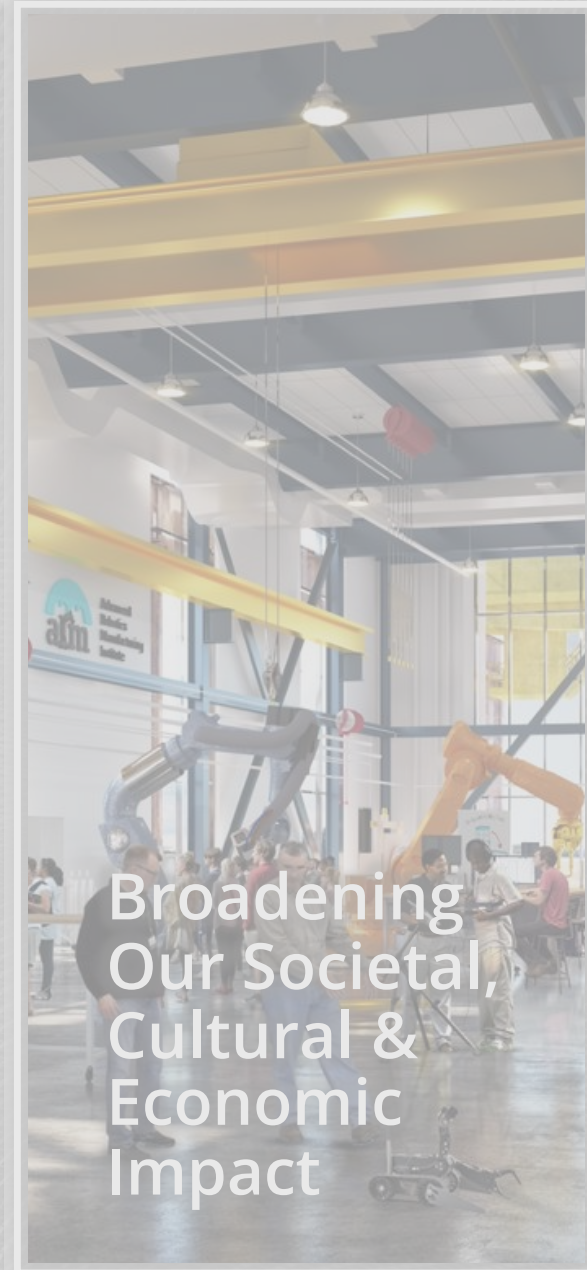
Driving the
Future of
Education



Enhancing the
CMU
Experience



Leading at the
Nexus of
Science,
Technology and
Society



Broadening
Our Societal,
Cultural &
Economic
Impact

Research Centers



Joseph Ballay Center for Design Fusion in the School of Design



Hoskinson Center for Formal Mathematics in the Dietrich College



**COLLABORATORY
AGAINST HATE**

**RESEARCH AND
ACTION CENTER**



PNC Center for Financial Services Innovation



Army Artificial Intelligence Integration Center

Cross-Cutting Research Areas

Advanced Materials & Manufacturing

Responsible and Ethical AI

Blockchain

Neuroscience

Space Exploration

Cybersecurity & Privacy

Decarbonization and the Clean Energy Transition

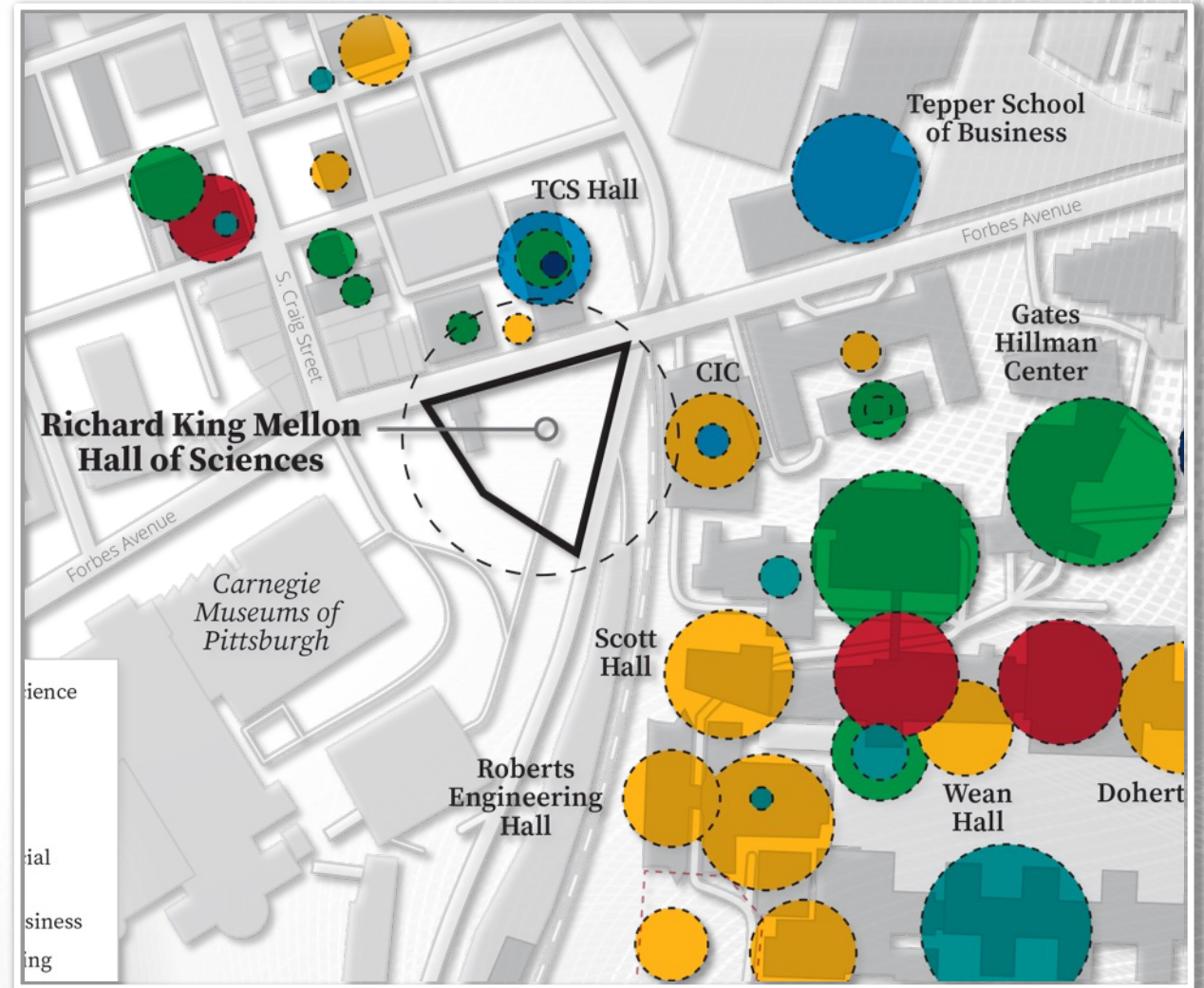
Future of Work

International Strategy


Future of Science Initiative

By bringing together computation, data analytics, and fundamental science, we are accelerating scientific discovery and leapfrogging our peers. We are:

- Focusing on research areas that build on strengths;
- Creating interdisciplinary science facilities; and
- Investing in automated science



A New Home for the Miller ICA





Driving the
Future of
Education



Enhancing the
CMU
Experience



Leading at the
Nexus of
Science,
Technology and
Society



Broadening
Our Societal,
Cultural &
Economic
Impact

CMU Leadership During National Inflection Point



Shaping Legislation:

Influencing bipartisan legislation, e.g., the CHIPS and Science Act of 2022

Providing Models to Inform New Strategies:

Programs like the CMU Rales Fellows Program serve as a national model

Leading with Expertise:

Appointments to senior positions in the White House Office of Science and Technology Policy, NSF, and more

Impact on the Innovation Ecosystem



Entrepreneurship

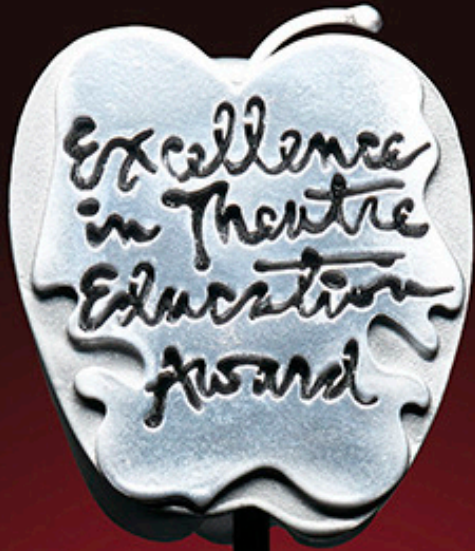


Business Engagement



Tech Transfer and Enterprise Creation





76th Annual Tony Awards

Sunday, June 11, at 8 p.m. ET

United Palace



Godspell 2023



MAKE
POSSIBLE

**THE CAMPAIGN FOR
CARNEGIE MELLON UNIVERSITY**

Make Possible Commitments

\$2.13B

New Fundraising
Commitments

61,743

Unique
Donors

Make Possible Highlights

\$171M

Professorships

*including 4 Deanships, 3 Headships and
50 new endowed professorships*

\$414M

Fellowships &
Scholarships

\$419M

Campus
Infrastructure

\$185M+

New Centers
& Institutes

Q & A

