

# **Campus Space, Facilities, and Services**

# Table of Contents

## Campus Space, Facilities, and Services

### Introduction

- University Police, Clery Act Report
- Facilities Operations
- Utility Usage for the Pittsburgh Campus
- Campus Recycling
- Leadership in Energy and Environmental Design (LEED) Certification
- Distribution of Students by Housing Type, Level, and Gender
- Housing Capacity
- Pittsburgh Total Space in Square Footage by Division and Use Category
- Net Assignable Space by Major Use and Division
- Pittsburgh Total Space in Square Footage by Division
  - by Use Category, University Owned
  - by Use Category, Leased Space
  - by A21 Utilization
  - by A21 Utilization, Owned Space
  - by A21 Utilization, Leased Space
  - by Building
- Parking Capacity
- Permit Parking Capacity by Lot
- Permit Assignments by Relationship
- Campus Map

## Campus Space, Facilities, and Services

### Data Sources:

**Campus Map and LEED Certification:** Campus Design and Facility Development

**Campus Recycling, Facilities Operations, and Utility Usage:** Facilities Management Services

**Clery Act Report:** University Police and Campus Security

**Housing Capacity:** Housing Services

**Parking:** Parking and Transportation Services

**Square Footage:** Property Accounting Services University Space Database

### Definitions - Use Categories:

**Building Support:** The sum of all areas on all floors of a building not available for assignment to an occupant or for specific use, but necessary for the general operation of a building. Included should be space subdivisions of the three non-assignable space use categories-building service, circulation, and mechanical- that are used to support the building's general operation.

**Classroom Facilities:** General purpose classrooms, lecture halls, recitation rooms, seminar rooms, and other rooms used primarily for scheduled non-laboratory instruction

**General Use Facilities:** Comprise a campus general service or functional support system (assembly, exhibition, dining, relaxation, merchandising, recreation, general meetings, and day care)

**Laboratory Facilities:** Rooms characterized by special purpose equipment or a specific configuration that ties instructional or research activities to a particular discipline or a closely related group of disciplines

**Leased:** All facilities leased by the university

**Office Facilities:** Offices and conference rooms specifically assigned to each of the various academic, administrative, and service functions

**Other:** Includes health care facilities (rooms used to provide patient care that are located in separately organized health care facilities), unclassified areas (assignable areas that are inactive or unassigned; in the process of being altered, renovated, or converted), and Carnegie Mellon University property occupied by others

**Residential Facilities:** Housing facilities for students, faculty, staff, and outside visitors to campus

**Special Use Facilities:** Rooms that are sufficiently specialized in their primary activity or function to merit a unique room code. Areas and rooms for military training, athletic activity, media production, clinical activities (outside of separately organized health care facilities), demonstration, agricultural field activities, and animal and plant shelters are included here

**Study Facilities:** Study rooms, open stack reading rooms, and library processing rooms

**Support Facilities:** These rooms provide centralized space for auxiliary support systems, which help keep all institutional programs and activities operational. Included in these areas are computer-based processing and telecommunications, shop services, general storage and supply, vehicle storage, central services (e.g. printing and duplicating, mail, shipping and receiving, environmental testing or monitoring, laundry, or food supplies), and hazardous materials areas.

**University Controlled:** As Occupied space, it is the area of space on temporary loan to the department from the university controlled space pool, this is usually short-term surge space, where occupying department assumes responsibility for upkeep and repair and is shown as users of the space for analyses' sake. As Unassigned space, it is space in the planning stage that has been taken off line or is being saved as surge space and is usually associated with the University Planning Department as University Controlled space.

### Definitions - A21 Utilization:

**Auxiliary Services:** The auxiliary function is to be used in connection with all expense transactions under the university as auxiliary organizations. An auxiliary is defined as a self-supporting operating unit whose primary purpose is to provide goods, services, or groups of services in support of the university's education and research mission. These units are responsible for recovering both the direct and indirect costs associated with their operations through established pricing practices.

**Building Support:** See Definitions-Use Categories

**Departmental Administration:** Expenses that have been incurred for administrative and supporting services that benefit common or joint departmental activities or objectives in academic units, dean's offices, academic departments and divisions, and organized research units

**General Administration:** Expenses incurred for the central administrative offices of the President, Legal Counsel, Accounting, Payroll, etc. and other expenses of a general character which do not relate solely to any major function of the institution but effect the total institution (e.g., various general institutional accounts: audit fees, legal fees, etc.)

**Instruction and Department Research:** The teaching and training activities of an institution, whether they are offered for credits towards a degree or on a non-credit basis; whether they are offered through regular academic departments or separate divisions, such as summer school or an extension division. It also includes departmental research internally funded by restricted gifts, and university or departmental funds, if not separately budgeted and accounted for, sponsored research training grants are also considered to be instruction.

**Library:** Expenses that have been incurred in the operation of the library, including the cost of books and library materials purchased for the library. These expenses include the salaries and fringe benefits associated with the library.

**Non-Assignable:** Included should be space subdivisions (BOMA) of the three non-assignable room use categories (building service, circulation and mechanical) that are used to support the building's general operation

**Operations and Maintenance of Plant:** Expenses that have been incurred by a central service organization or at the departmental level for the administration, supervision, operation, maintenance, preservation, and protection of the institution's physical plant/facilities

**Organized Research:** Space used in conducting research and development activities FUNDED BY THIRD PARTIES, including activity supported by university cost sharing specifically identified to those contracts and grants. Sponsored research excludes community service programs, seminars, symposiums, etc., which are considered Other Sponsored Projects.

**Other Institutional Activity:** All activities within the institution except OR, IDR, or OSP. This type of space typically includes auxiliary services, development and university relations, and their associated storage and support. This category covers departments that do not support the instructional and research mission of the university and housing.

**Other Sponsored Projects:** Space used in conducting activities that are SPONSORED BY THIRD PARTIES (either Federal or non-Federal) including contract for service activities, community service programs, seminars, symposiums and conferences, etc. funded by third parties

**Outside Agencies:** Those activities that are controlled or operated by outside agencies but are housed or otherwise supported by the institution

**Sponsored Projects Administration:** Includes the costs of organizations established primarily to administer sponsored projects. This item would include the Office of Sponsored Research, Cost Analysis Department, Sponsored Projects Accounting, and some of the functions of the Provost's Office.

**Student Services:** Expenses that have been incurred for the administration of student affairs and for services to students

**Unassigned:** Space, which is in the planning stage, and has been taken off line or is being saved as surge space and is usually associated with University Planning as University Controlled Space

**University Controlled:** See Definitions-Use Categories

## Other Definitions:

### Housing Type:

**University Housing:** Carnegie Mellon-owned dormitories physically located on campus and Carnegie Mellon-controlled off campus housing

**Fraternity and Sorority Housing:** Fraternity- or sorority-controlled housing

**Non-Carnegie Mellon Housing:** All other student living arrangements

### LEED Certification:

**NC:** New construction

**CS:** Core and shell

**CI:** Commercial interiors

**PILOT Only:** testing phase of requirements for a new LEED program

### Utility Usage:

**mWh:** Megawatt hours

**Tons:** Short tons

**Therms:** 100,000 BTUs

**mmBTUs:** 1,000,000 BTUs

**sf:** Usable (interior) square feet

**FTE:** Full-time equivalent

**Estimated gross square footage:** As reported on the Facilities Management Services page represents the sum of all areas on all floors of a building included within the outside faces of its exterior walls, including all vertical penetration areas, for circulation and shaft areas that connect one floor to another. See Section 3.2.1 of the Postsecondary Education Facilities and Classification Manual (FICM), U.S. Department of Education, Institute for Education Sciences, NCES 2006-160, 2006. Where actual values are not available, it is estimated as the Net Assignable Square Feet + 11%.

**The Clery Act requires colleges and universities to:**

- Publish an annual report every year by October 1 that contains three years of campus crime statistics and certain campus security policy statements
- Publish an annual report every year by October 1 that contains three years of fire statistics (beginning in 2009) for on-campus student housing facilities and certain campus fire safety policy statements
- Disclose crime statistics for the campus, public areas immediately adjacent to or running through the campus, and certain non-campus, facilities; the statistics must be gathered from campus police or security, local law enforcement, and other university officials who have "significant responsibility for student and campus activities"
- Provide "timely warning" notices of those crimes that have occurred and pose an ongoing "threat to students and employees"
- Disclose in a public crime log "any crime that occurred on campus or within the patrol jurisdiction of the campus police or the campus security department and is reported to the campus police or security department"
- Disclose in a public fire log any fire that occurred in an on campus student housing facility, by date the fire occurred

**Criminal offenses, Carnegie Mellon campus and adjacent property**

|                                      | 2009 | 2010 | 2011 |
|--------------------------------------|------|------|------|
| Murder                               | 0    | 0    | 0    |
| Negligent manslaughter               | 0    | 0    | 0    |
| Robbery                              | 2    | 1    | 0    |
| Aggravated assault                   | 0    | 2    | 2    |
| Motor vehicle theft                  | 1    | 3    | 0    |
| Arson                                | 0    | 1    | 1    |
| Burglary                             | 19   | 13   | 21   |
| Sex offenses, forcible               | 6    | 1    | 4    |
| Sex offenses, non-forcible           | 0    | 0    | 0    |
| Liquor law arrests                   | 56   | 35   | 43   |
| Liquor law disciplinary actions      | 31   | 24   | 29   |
| Drug law arrests                     | 0    | 7    | 5    |
| Drug law disciplinary actions        | 25   | 14   | 31   |
| Illegal weapons arrests              | 0    | 0    | 0    |
| Illegal weapons disciplinary actions | 0    | 0    | 0    |

Facilities Management Services (FMS) Operations provides the campus with maintenance projects, preventive maintenance, and repairs. Their staff includes: air conditioning mechanics, carpenters, electricians, gardeners, laborers, locksmiths, masons, painters, plumbers, receivers, steamfitters, truck drivers, and vehicle mechanics.

**Contracts**

FMS Operations contracts for custodial services, elevator and roof maintenance, gutter cleaning, pest control, recycling pickup, trash collection, window washing, and other specialized projects. FMS receives a percentage management fee for services performed under the contracts it administers.

**Services**

FMS Operations provides services for water; sewer; electric; gas; steam; heating and chilled distribution; preventive maintenance; routine and emergency repairs; replacements; smaller scale renovations and new installations; carpentry; keys; locks; masonry; plastering and painting; re-lamping; plumbing; heating; cooling and lighting fixtures; power wiring; landscaping; lawn care; leaf, litter, and snow removal; and furniture moving and setups.

|                                   | 2008      | 2009      | 2010      | 2011      | 2012      |
|-----------------------------------|-----------|-----------|-----------|-----------|-----------|
| <b>Facilities and staff</b>       |           |           |           |           |           |
| Total square footage              | 5,273,074 | 5,265,665 | 5,522,574 | 6,257,617 | 6,418,803 |
| Maintenance services staffing FTE | 94        | 94        | 98        | 100       | 100       |
| Custodial services staffing FTE   | 122       | 122       | 114       | 114       | 116       |
| Square feet per FTE maintenance   | 56,306    | 56,018    | 56,353    | 62,576    | 64,188    |
| Square feet per FTE custodian     | 43,222    | 43,161    | 48,444    | 54,891    | 55,335    |
| <b>Grounds and maintenance</b>    |           |           |           |           |           |
| Total campus acreage              | 145       | 143       | 144       | 145       | 147       |
| Grounds services staffing FTE     | 13        | 12        | 12        | 12        | 12        |
| Acres per groundskeeper           | 11        | 12        | 12        | 12        | 12        |
| <b>Work orders</b>                |           |           |           |           |           |
| Number of work orders completed   | 53,611    | 55,712    | 61,066    | 60,070    | 62,918    |
| Number of work orders per FTE     | 572       | 593       | 623       | 601       | 629       |

**Campus Recycling**  
**Fiscal Years 2008 to 2012**

The mission of the Green Practices Committee is to develop university practices that improve environmental quality, decrease waste, and conserve natural resources and energy, thereby establishing Carnegie Mellon as a practical model for other universities and companies.

As part of the Carnegie Mellon strategic initiative to enhance the scope and impact of our education and research programs related to the environment, the Green Practices Committee was charged in April 1999 to develop a plan for an expanded environmental practices program on campus.

**Green Practices subcommittees include:**

- Transportation
- Built environment
- Purchasing
- Marketing and communications
- Energy
- Waste/Recycling and dining
- Outdoor environment

| <b>Recycled materials in tons</b>                                    | <b>2008</b>     | <b>2009</b>     | <b>2010</b>     | <b>2011</b>     | <b>2012</b>     |
|--|-----------------|-----------------|-----------------|-----------------|-----------------|
| Mixed office paper   | 201.43          | 202.31          | 193.50          | 180.88          | 226.65          |
| Cardboard  | 241.59          | 242.93          | 234.68          | 241.29          | 261.43          |
| Beverage containers (bottles and cans)                               | 95.57           | 103.01          | 86.85           | 87.19           | 81.63           |
| Wood waste and pallets   | 41.25           | 51.00           | 51.00           | 31.50           | 31.50           |
| Food waste (data not collected 2006-2008)                            | --              | 105.30          | 278.73          | 367.00          | 402.00          |
| Steel and bimetals   | 36.60           | 35.00           | 35.00           | 43.92           | 37.51           |
| Tires  | 1.75            | 2.91            | 3.21            | 2.04            | 2.49            |
| EHS - computer equipment   | 29.00           | 18.50           | 38.90           | 34.43           | 42.50           |
| Plant materials  | 38.65           | 63.92           | 58.30           | 87.80           | 38.00           |
| Batteries (Alkaline, Lithium, Nicad NiCad/Li/NiMH)                   | 0.41            | 0.61            | 0.94            | 1.05            | 0.80            |
| EHS - tubes, oil, paint, glycol, batteries (lead acid)               | 9.72            | 7.15            | 8.46            | 9.36            | 19.26           |
| Textiles   | 3.14            | 3.00            | 3.00            | 3.00            | 5.30            |
| Other (cds, transparencies, toners)                                  | 0.08            | 0.19            | 1.55            | 0.92            | 1.33            |
| <b>Total recycled materials</b>                                      | <b>699.19</b>   | <b>835.83</b>   | <b>994.12</b>   | <b>1,090.38</b> | <b>1,150.40</b> |
| <b>Total waste generated<br/>(not including construction debris)</b> | <b>3,066.00</b> | <b>3,089.00</b> | <b>3,139.00</b> | <b>3,090.00</b> | <b>3,234.00</b> |
| <b>Percent recycled</b>  | <b>18.57%</b>   | <b>21.30%</b>   | <b>24.05%</b>   | <b>26.08%</b>   | <b>26.24%</b>   |

**Utility Usage for the Pittsburgh Campus  
Fiscal Years 2008 to 2012**

www.cmu.edu/fms

|                                       | <b>Units</b> | <b>2008</b> | <b>2009</b> | <b>2010</b> | <b>2011</b> | <b>2012</b> |
|---------------------------------------|--------------|-------------|-------------|-------------|-------------|-------------|
| Non-renewable electricity             | mWh          | 89,456      | 80,851      | 62,810      | 0           | 0           |
| Renewable electricity RECs            | mWh          | 13,750      | 22,424      | 44,320      | 115,775     | 117,858     |
| Renewable electricity - tariff        | mWh          | 5,407       | 5,344       | 7,693       | 0           | 0           |
| Electricity Total                     | mWh          | 108,613     | 108,618     | 114,823     | 115,775     | 117,858     |
| Percent renewable electricity         | pct          | 17.6%       | 25.6%       | 45.3%       | 100.0%      | 100.0%      |
| Steam - CMU                           | mmBTUs       | 359,062     | 367,736     | 384,538     | 387,840     | 341,239     |
| Coal - CMU share of BBP total         | Tons         | 11,275      | 10,976      | 0           | 0           | 0           |
| Natural gas - CMU share of BBP total  | DTherms      | 230,934     | 245,894     | 526,766     | 517,636     | 431,237     |
| Input energy - CMU share of BBP total | mmBTUs       | 524,075     | 531,261     | 526,766     | 517,636     | 431,237     |
| Overall plant efficiency              | pct          | 68.5%       | 69.2%       | 73.0%       | 74.9%       | 79.1%       |
| Natural gas                           | DTherms      | 57,428      | 60,238      | 57,507      | 67,575      | 52,361      |
| Area served                           | Usable sf    | 4,762,215   | 4,754,805   | 4,986,790   | 5,002,209   | 4,957,851   |
| Electricity (normalized)              | kWh/sf       | 22.81       | 22.84       | 23.03       | 23.14       | 23.77       |
| Heat sources (normalized)             | BTU/sf       | 122.11      | 124.40      | 117.16      | 116.99      | 97.54       |
| Pittsburgh FTE population             |              | 14,057      | 14,425      | 14,521      | 14,514      | 15,011      |
| Electricity (normalized)              | kWh/FTE      | 7,726       | 7,530       | 7,907       | 7,977       | 7,851       |
| Heat sources (normalized)             | mmBTU/FTE    | 41,367      | 41,005      | 40,236      | 40,320      | 32,216      |



**Fall 2012**

The University has committed to adopting the Leadership in Energy and Environmental Design (LEED) green building rating system for all new construction and significant renovations. All such projects shall be designed and constructed so that they will meet the current version of the LEED for New Construction and Major Renovations (LEED-NC) standard. In addition the university has established the goal of achieving a minimum of a LEED Silver rating whenever possible.

Less extensive renovations shall utilize the LEED for Commercial Interiors (LEED-CI) rating system as applicable to their defined scope of work. For example, a project that is exclusively painting might only be eligible for a single LEED point under the Low-Emitting Materials, Paints, and Coatings section of the LEED-CI rating system and would be expected to meet the requirements for that point. As the scope of a project broadens, associated sections of LEED-CI would come into play.

| <b>Building</b>                                   | <b>LEED Rating</b>  | <b>Year Certified</b> | <b>Square Footage</b> |
|---|---------------------|-----------------------|-----------------------|
| <b>LEED Gold</b>                                  |                     |                       |                       |
| Carnegie Mellon Café                              | CI 2.0              | 2008                  | 9,400                 |
| Collaborative Innovation Center                   | CS 1.0 (pilot only) | 2005                  | 136,000               |
| GSIA West Entry Addition                          | CI 2.0              | 2010                  | 5,000                 |
| Gates and Hillman Centers                         | NC 2.1              | 2011                  | 208,000               |
| <b>LEED Silver</b>                                |                     |                       |                       |
| 300 South Craig Street                            | NC 2.1              | 2007                  | 68,000                |
| 407 South Craig Street                            | NC 2.1              | 2007                  | 12,000                |
| Henderson House                                   | NC 2.0              | 2004                  | 15,770                |
| Porter Hall 100                                   | CI 2.0              | 2009                  | 6,800                 |
| Stever House                                      | NC 2.0              | 2003                  | 71,140                |
| Doherty Hall Phase II                             | CI 2.0              | 2010                  | 170,700               |
| <b>LEED Certified</b>                             |                     |                       |                       |
| Posner Center                                     | NC 2.1              | 2005                  | 11,400                |
| <b>LEED Registered (awaiting rating by USGBC)</b> |                     |                       |                       |
| GSIA First Floor                                  | CI 2.0              |                       | 7,800                 |
| <b>LEED Certified Total</b>                       |                     |                       | <b>714,210</b>        |
| <b>LEED Registered Total</b>                      |                     |                       | <b>7,800</b>          |
| <b>Campus Total</b>                               |                     |                       | <b>5,115,149</b>      |
| <b>Percent of campus LEED Certified</b>           |                     |                       | <b>13.96%</b>         |
| <b>Percent of campus LEED Registered</b>          |                     |                       | <b>0.15%</b>          |

| <b>Green Roofs</b>        | <b>Square Footage</b> |
|---------------------------|-----------------------|
| <b>Green roof trays</b>   |                       |
| Doherty Hall              | 444                   |
| Mellon Institute          | 2,800                 |
| Porter Hall               | 2,400                 |
| <b>TOTAL</b>              | <b>5,644</b>          |
| <b>Green roofs</b>        |                       |
| Doherty Hall              | 5,000                 |
| Hammerschlag Hall         | 4,000                 |
| Gates and Hillman Centers | 26,515                |
| <b>TOTAL</b>              | <b>35,515</b>         |
| <b>GRAND TOTAL</b>        | <b>41,159</b>         |

**Distribution of Students by Housing Type, Level, and Gender**  
**Fall Semester 2012**

|                            | University<br>Housing | Fraternity<br>and Sorority<br>Housing | Total        | Non-Carnegie<br>Mellon<br>Housing | Grand<br>Total |
|----------------------------|-----------------------|---------------------------------------|--------------|-----------------------------------|----------------|
| <b>First-year</b>          |                       |                                       |              |                                   |                |
| Male                       | 781                   | 1                                     | 782          | 48                                | 830            |
| Female                     | 638                   | 0                                     | 638          | 69                                | 707            |
| <b>TOTAL</b>               | <b>1,419</b>          | <b>1</b>                              | <b>1,420</b> | <b>117</b>                        | <b>1,537</b>   |
| <b>Sophomore</b>           |                       |                                       |              |                                   |                |
| Male                       | 553                   | 123                                   | 676          | 232                               | 908            |
| Female                     | 404                   | 49                                    | 453          | 155                               | 608            |
| <b>TOTAL</b>               | <b>957</b>            | <b>172</b>                            | <b>1,129</b> | <b>387</b>                        | <b>1,516</b>   |
| <b>Junior</b>              |                       |                                       |              |                                   |                |
| Male                       | 420                   | 68                                    | 488          | 409                               | 897            |
| Female                     | 261                   | 56                                    | 317          | 328                               | 645            |
| <b>TOTAL</b>               | <b>681</b>            | <b>124</b>                            | <b>805</b>   | <b>737</b>                        | <b>1,542</b>   |
| <b>Senior</b>              |                       |                                       |              |                                   |                |
| Male                       | 284                   | 82                                    | 366          | 538                               | 904            |
| Female                     | 222                   | 36                                    | 258          | 446                               | 704            |
| <b>TOTAL</b>               | <b>506</b>            | <b>118</b>                            | <b>624</b>   | <b>984</b>                        | <b>1,608</b>   |
| <b>Undergraduate Total</b> |                       |                                       |              |                                   |                |
| Male                       | 2,038                 | 274                                   | 2,312        | 1,227                             | 3,539          |
| Female                     | 1,525                 | 141                                   | 1,666        | 998                               | 2,664          |
| <b>TOTAL</b>               | <b>3,563</b>          | <b>415</b>                            | <b>3,978</b> | <b>2,225</b>                      | <b>6,203</b>   |
| <b>Graduate</b>            |                       |                                       |              |                                   |                |
| Male                       | 3                     | 4                                     | 7            | 4,210                             | 4,217          |
| Female                     | 2                     | 1                                     | 3            | 2,070                             | 2,073          |
| <b>TOTAL</b>               | <b>5</b>              | <b>5</b>                              | <b>10</b>    | <b>6,280</b>                      | <b>6,290</b>   |
| <b>Special</b>             |                       |                                       |              |                                   |                |
| Male                       | 0                     | 1                                     | 1            | 44                                | 45             |
| Female                     | 0                     | 0                                     | 0            | 31                                | 31             |
| <b>TOTAL</b>               | <b>0</b>              | <b>1</b>                              | <b>1</b>     | <b>75</b>                         | <b>76</b>      |
| <b>All Levels</b>          |                       |                                       |              |                                   |                |
| Male                       | 2,041                 | 279                                   | 2,320        | 5,481                             | 7,801          |
| Female                     | 1,527                 | 142                                   | 1,669        | 3,099                             | 4,768          |
| <b>GRAND TOTAL</b>         | <b>3,568</b>          | <b>421</b>                            | <b>3,989</b> | <b>8,580</b>                      | <b>12,569</b>  |

**Housing Capacity  
Fall Semester 2012**

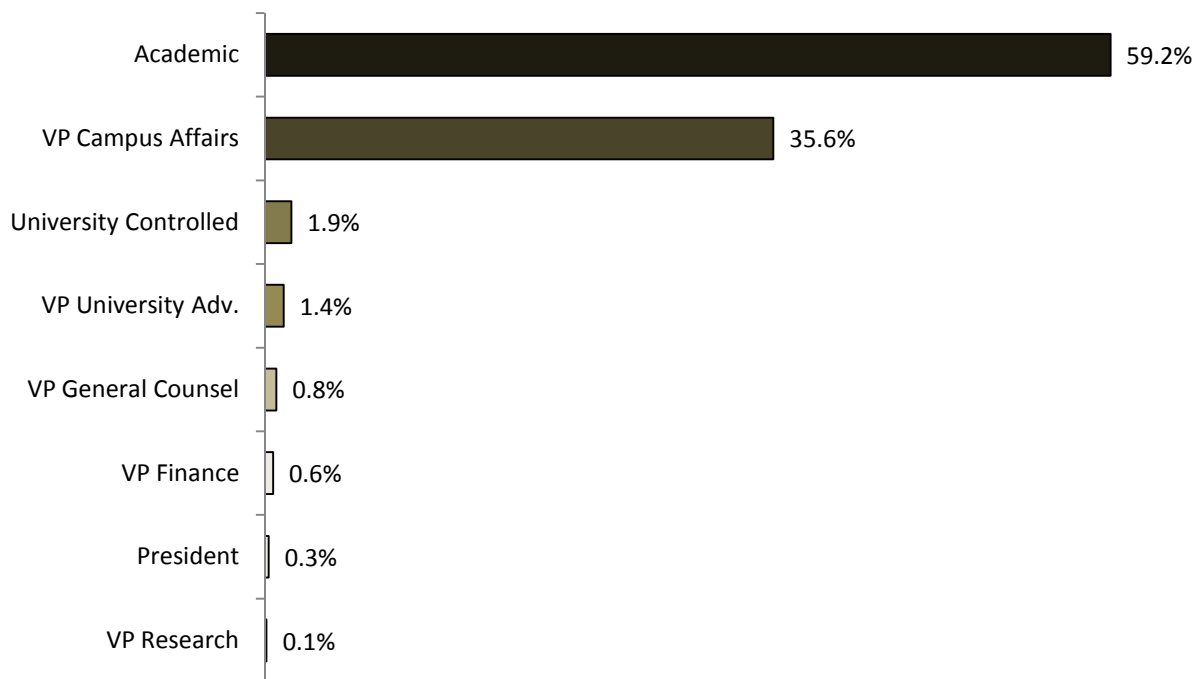
|   | <b>Beds Available</b> | <b>Beds Filled</b> |
|---|-----------------------|--------------------|
| Boss House                                | 72                    | 71                 |
| Doherty Apartments                        | 153                   | 150                |
| Donner House                              | 243                   | 237                |
| Fairfax Apartments                        | 382                   | 379                |
| Fraternities and Sororities               | 469                   | 421                |
| Hamerschlag House                         | 174                   | 167                |
| Henderson House                           | 60                    | 59                 |
| Margaret Morrison Apartments              | 80                    | 80                 |
| Margaret Morrison Special Interest Houses | 32                    | 32                 |
| McGill House                              | 72                    | 65                 |
| Morewood E-Tower                          | 210                   | 208                |
| Morewood Gardens                          | 453                   | 448                |
| Mudge House                               | 310                   | 307                |
| Neville Apartments                        | 24                    | 22                 |
| Residence on Fifth                        | 152                   | 149                |
| Resnik House                              | 152                   | 151                |
| Roselawn Terrace                          | 60                    | 60                 |
| Scobell House                             | 92                    | 88                 |
| Shady Oaks Apartments                     | 79                    | 79                 |
| Shirley Apartments                        | 41                    | 41                 |
| Spirit House                              | 6                     | 6                  |
| Stever House                              | 264                   | 254                |
| Webster Hall                              | 283                   | 279                |
| Welch House                               | 57                    | 56                 |
| West Wing                                 | 148                   | 145                |
| Woodlawn Apartments                       | 36                    | 35                 |
| <b>TOTAL</b>                              | <b>4,104</b>          | <b>3,989</b>       |

**Pittsburgh Total Space in Square Footage by Division and Use Category  
as of June 30, 2012**

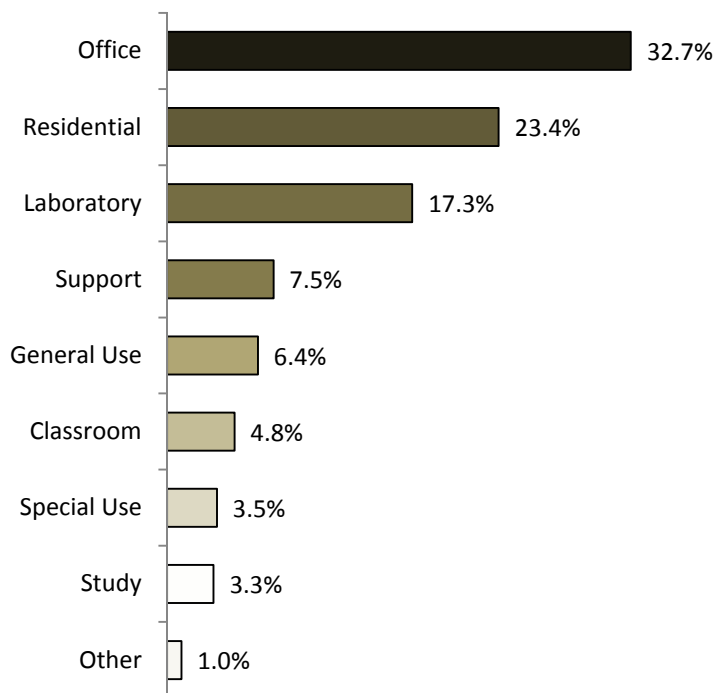
|                                   | Classroom<br>Facilities | Laboratory<br>Facilities | Office<br>Facilities | Study<br>Facilities | Special Use<br>Facilities | General Use<br>Facilities | Support<br>Facilities | Residential<br>Facilities | Other            | Total            |
|-----------------------------------|-------------------------|--------------------------|----------------------|---------------------|---------------------------|---------------------------|-----------------------|---------------------------|------------------|------------------|
| <b>President</b>                  | 0                       | 0                        | 11,018               | 0                   | 0                         | 186                       | 37                    | 0                         | 0                | 11,241           |
| <b>VP General Counsel</b>         | 0                       | 0                        | 14,814               | 0                   | 0                         | 15,034                    | 1,375                 | 0                         | 0                | 31,223           |
| <b>VP Research</b>                | 0                       | 0                        | 5,313                | 0                   | 0                         | 0                         | 169                   | 0                         | 0                | 5,482            |
| <b>Provost</b>                    |                         |                          |                      |                     |                           |                           |                       |                           |                  |                  |
| CIT                               | 6,393                   | 175,525                  | 193,337              | 4,914               | 0                         | 9,956                     | 8,491                 | 0                         | 1,601            | 400,216          |
| CFA                               | 50,381                  | 113,445                  | 42,666               | 2,147               | 539                       | 40,714                    | 30,888                | 0                         | 6,144            | 286,925          |
| DC                                | 3,745                   | 28,232                   | 122,552              | 2,396               | 66                        | 5,794                     | 1,590                 | 0                         | 62               | 164,436          |
| HC                                | 8,491                   | 262                      | 36,728               | 3,566               | 56                        | 7,122                     | 918                   | 0                         | 314              | 57,457           |
| MCS                               | 9,348                   | 165,980                  | 111,809              | 2,760               | 1,667                     | 11,729                    | 12,696                | 0                         | 3,086            | 319,075          |
| SCS                               | 9,383                   | 138,212                  | 190,288              | 3,004               | 0                         | 13,728                    | 56,531                | 0                         | 0                | 411,146          |
| TSB                               | 14,276                  | 1,136                    | 63,648               | 2,293               | 134                       | 8,763                     | 1,283                 | 0                         | 0                | 91,533           |
| SEI                               | 0                       | 2,635                    | 198,743              | 737                 | 0                         | 10,005                    | 16,005                | 0                         | 0                | 228,125          |
| Other Provost                     | 6,625                   | 23,185                   | 93,831               | 96,891              | 84                        | 8,209                     | 56,017                | 0                         | 74               | 284,915          |
| <b>TOTAL</b>                      | <b>108,642</b>          | <b>648,612</b>           | <b>1,053,602</b>     | <b>118,708</b>      | <b>2,546</b>              | <b>116,020</b>            | <b>184,419</b>        | <b>0</b>                  | <b>11,281</b>    | <b>2,243,828</b> |
| <b>VP Finance</b>                 | 0                       | 0                        | 22,180               | 0                   | 0                         | 0                         | 854                   | 0                         | 0                | 23,033           |
| <b>VP Campus Affairs</b>          |                         |                          |                      |                     |                           |                           |                       |                           |                  |                  |
| Campus Affairs Admin              | 69,237                  | 0                        | 6,634                | 0                   | 0                         | 1,467                     | 269                   | 0                         | 0                | 77,608           |
| Housing                           | 0                       | 0                        | 11,029               | 972                 | 0                         | 8,820                     | 1,793                 | 768,208                   | 172              | 790,994          |
| Athletics                         | 0                       | 0                        | 5,749                | 0                   | 104,671                   | 914                       | 4,574                 | 0                         | 0                | 115,908          |
| Other                             | 2,781                   | 577                      | 49,186               | 5,139               | 6,951                     | 99,480                    | 89,784                | 98,101                    | 13,479           | 365,478          |
| <b>TOTAL</b>                      | <b>72,018</b>           | <b>577</b>               | <b>72,598</b>        | <b>6,111</b>        | <b>111,622</b>            | <b>110,681</b>            | <b>96,420</b>         | <b>866,309</b>            | <b>13,651</b>    | <b>1,349,988</b> |
| <b>VP Univ Advancement</b>        | 0                       | 685                      | 48,098               | 0                   | 670                       | 0                         | 1,698                 | 0                         | 0                | 51,152           |
| <b>University Controlled</b>      | 0                       | 5,778                    | 12,173               | 0                   | 18,630                    | 1,098                     | 72                    | 20,160                    | 13,521           | 71,431           |
| <b>Total Net Assignable Space</b> | <b>180,659</b>          | <b>655,651</b>           | <b>1,239,796</b>     | <b>124,819</b>      | <b>133,467</b>            | <b>243,022</b>            | <b>285,044</b>        | <b>886,469</b>            | <b>38,451</b>    | <b>3,787,378</b> |
| Building Support                  | 0                       | 0                        | 0                    | 0                   | 0                         | 0                         | 0                     | 0                         | 1,327,771        | 1,327,771        |
| <b>GRAND TOTAL</b>                | <b>180,659</b>          | <b>655,651</b>           | <b>1,239,796</b>     | <b>124,819</b>      | <b>133,467</b>            | <b>243,022</b>            | <b>285,044</b>        | <b>886,469</b>            | <b>1,366,222</b> | <b>5,115,149</b> |

**Net Assignable Space by Major Use and Division**  
as of June 30, 2012

**Net Assignable Space by Major Division**



**Net Assignable Space by Major Use**



**Pittsburgh Total University Owned Space in Square Footage by Division, and Use Category  
as of June 30, 2012**

|                                   | Classroom<br>Facilities | Laboratory<br>Facilities | Office<br>Facilities | Study<br>Facilities | Special Use<br>Facilities | General Use<br>Facilities | Support<br>Facilities | Residential<br>Facilities | Other            | Total            |
|-----------------------------------|-------------------------|--------------------------|----------------------|---------------------|---------------------------|---------------------------|-----------------------|---------------------------|------------------|------------------|
| <b>President</b>                  | 0                       | 0                        | 11,018               | 0                   | 0                         | 186                       | 37                    | 0                         | 0                | 11,241           |
| <b>VP General Counsel</b>         | 0                       | 0                        | 8,605                | 0                   | 0                         | 15,034                    | 1,375                 | 0                         | 0                | 25,014           |
| <b>VP Research</b>                | 0                       | 0                        | 5,313                | 0                   | 0                         | 0                         | 169                   | 0                         | 0                | 5,482            |
| <b>Provost</b>                    |                         |                          |                      |                     |                           |                           |                       |                           |                  |                  |
| CIT                               | 3,502                   | 159,136                  | 154,797              | 4,914               | 0                         | 9,956                     | 8,113                 | 0                         | 896              | 341,313          |
| CFA                               | 35,593                  | 113,445                  | 42,666               | 2,147               | 539                       | 40,714                    | 11,502                | 0                         | 6,144            | 252,751          |
| DC                                | 3,745                   | 27,732                   | 119,547              | 2,396               | 66                        | 5,794                     | 1,590                 | 0                         | 62               | 160,931          |
| HC                                | 4,160                   | 262                      | 28,835               | 3,566               | 56                        | 5,572                     | 918                   | 0                         | 314              | 43,683           |
| MCS                               | 9,348                   | 160,570                  | 111,809              | 2,760               | 1,667                     | 11,729                    | 12,696                | 0                         | 3,086            | 313,665          |
| SCS                               | 9,383                   | 75,026                   | 162,731              | 3,004               | 0                         | 12,003                    | 18,185                | 0                         | 0                | 280,332          |
| TSB                               | 14,276                  | 1,136                    | 52,828               | 2,293               | 134                       | 8,763                     | 1,283                 | 0                         | 0                | 80,713           |
| SEI                               | 0                       | 0                        | 78,102               | 574                 | 0                         | 10,005                    | 10,632                | 0                         | 0                | 99,314           |
| Other Provost                     | 6,625                   | 23,185                   | 82,333               | 96,891              | 84                        | 8,009                     | 51,249                | 0                         | 74               | 268,450          |
| <b>TOTAL</b>                      | <b>86,632</b>           | <b>560,492</b>           | <b>833,648</b>       | <b>118,545</b>      | <b>2,546</b>              | <b>112,545</b>            | <b>116,168</b>        | <b>0</b>                  | <b>10,576</b>    | <b>1,841,152</b> |
| <b>VP Finance</b>                 | 0                       | 0                        | 22,180               | 0                   | 0                         | 0                         | 854                   | 0                         | 0                | 23,033           |
| <b>VP Campus Affairs</b>          |                         |                          |                      |                     |                           |                           |                       |                           |                  |                  |
| Campus Affairs Admin              | 69,237                  | 0                        | 6,634                | 0                   | 0                         | 1,467                     | 269                   | 0                         | 0                | 77,608           |
| Housing                           | 0                       | 0                        | 11,029               | 972                 | 0                         | 8,820                     | 1,793                 | 561,382                   | 172              | 584,168          |
| Athletics                         | 0                       | 0                        | 5,749                | 0                   | 104,671                   | 914                       | 2,699                 | 0                         | 0                | 114,033          |
| Other                             | 2,781                   | 577                      | 49,186               | 5,139               | 6,951                     | 99,480                    | 89,784                | 98,101                    | 13,479           | 365,478          |
| <b>TOTAL</b>                      | <b>72,018</b>           | <b>577</b>               | <b>72,598</b>        | <b>6,111</b>        | <b>111,622</b>            | <b>110,681</b>            | <b>94,545</b>         | <b>659,483</b>            | <b>13,651</b>    | <b>1,141,287</b> |
| <b>VP Univ Advancement</b>        | 0                       | 685                      | 8,970                | 0                   | 670                       | 0                         | 1,698                 | 0                         | 0                | 12,024           |
| <b>University Controlled</b>      | 0                       | 4,399                    | 11,838               | 0                   | 18,630                    | 1,098                     | 72                    | 20,160                    | 13,521           | 69,717           |
| <b>Total Net Assignable Space</b> | <b>158,649</b>          | <b>566,152</b>           | <b>974,171</b>       | <b>124,657</b>      | <b>133,467</b>            | <b>239,547</b>            | <b>214,919</b>        | <b>679,643</b>            | <b>37,748</b>    | <b>3,128,949</b> |
| Building Support                  | 0                       | 0                        | 0                    | 0                   | 0                         | 0                         | 0                     | 0                         | 1,304,411        | 1,304,411        |
| <b>GRAND TOTAL</b>                | <b>158,649</b>          | <b>566,152</b>           | <b>974,171</b>       | <b>124,657</b>      | <b>133,467</b>            | <b>239,547</b>            | <b>214,919</b>        | <b>679,643</b>            | <b>1,342,159</b> | <b>4,433,360</b> |

**Pittsburgh Total Leased Space in Square Footage by Division and Use Category**  
as of June 30, 2012

|                                   | Classroom<br>Facilities | Laboratory<br>Facilities | Office<br>Facilities | Study<br>Facilities | Special Use<br>Facilities | General<br>Use<br>Facilities | Support<br>Facilities | Residential<br>Facilities | Other         | Total          |
|-----------------------------------|-------------------------|--------------------------|----------------------|---------------------|---------------------------|------------------------------|-----------------------|---------------------------|---------------|----------------|
| <b>President</b>                  | 0                       | 0                        | 0                    | 0                   | 0                         | 0                            | 0                     | 0                         | 0             | 0              |
| <b>VP General Counsel</b>         | 0                       | 0                        | 6,209                | 0                   | 0                         | 0                            | 0                     | 0                         | 0             | 6,209          |
| <b>VP Research</b>                | 0                       | 0                        | 0                    | 0                   | 0                         | 0                            | 0                     | 0                         | 0             | 0              |
| <b>Provost</b>                    |                         |                          |                      |                     |                           |                              |                       |                           |               |                |
| CIT                               | 2,891                   | 16,389                   | 38,539               | 0                   | 0                         | 0                            | 378                   | 0                         | 705           | 58,903         |
| CFA                               | 14,788                  | 0                        | 0                    | 0                   | 0                         | 0                            | 19,386                | 0                         | 0             | 34,174         |
| DC                                | 0                       | 501                      | 3,004                | 0                   | 0                         | 0                            | 0                     | 0                         | 0             | 3,505          |
| HC                                | 4,331                   | 0                        | 7,893                | 0                   | 0                         | 1,550                        | 0                     | 0                         | 0             | 13,774         |
| MCS                               | 0                       | 5,410                    | 0                    | 0                   | 0                         | 0                            | 0                     | 0                         | 0             | 5,410          |
| SCS                               | 0                       | 63,185                   | 27,557               | 0                   | 0                         | 1,725                        | 38,346                | 0                         | 0             | 130,814        |
| TSB                               | 0                       | 0                        | 10,820               | 0                   | 0                         | 0                            | 0                     | 0                         | 0             | 10,820         |
| SEI                               | 0                       | 2,635                    | 120,641              | 163                 | 0                         | 0                            | 5,373                 | 0                         | 0             | 128,811        |
| Other Provost                     | 0                       | 0                        | 11,499               | 0                   | 0                         | 199                          | 4,767                 | 0                         | 0             | 16,465         |
| <b>TOTAL</b>                      | <b>22,010</b>           | <b>88,120</b>            | <b>219,953</b>       | <b>163</b>          | <b>0</b>                  | <b>3,474</b>                 | <b>68,250</b>         | <b>0</b>                  | <b>705</b>    | <b>402,676</b> |
| <b>VP Finance</b>                 | 0                       | 0                        | 0                    | 0                   | 0                         | 0                            | 0                     | 0                         | 0             | 0              |
| <b>VP Campus Affairs</b>          |                         |                          |                      |                     |                           |                              |                       |                           |               |                |
| Campus Affairs Admin              | 0                       | 0                        | 0                    | 0                   | 0                         | 0                            | 0                     | 0                         | 0             | 0              |
| Housing                           | 0                       | 0                        | 0                    | 0                   | 0                         | 0                            | 0                     | 206,826                   | 0             | 206,826        |
| Athletics                         | 0                       | 0                        | 0                    | 0                   | 0                         | 0                            | 1,875                 | 0                         | 0             | 1,875          |
| Other                             | 0                       | 0                        | 0                    | 0                   | 0                         | 0                            | 0                     | 0                         | 0             | 0              |
| <b>TOTAL</b>                      | <b>0</b>                | <b>0</b>                 | <b>0</b>             | <b>0</b>            | <b>0</b>                  | <b>0</b>                     | <b>1,875</b>          | <b>206,826</b>            | <b>0</b>      | <b>208,701</b> |
| <b>VP Univ Advancement</b>        | 0                       | 0                        | 39,128               | 0                   | 0                         | 0                            | 0                     | 0                         | 0             | 39,128         |
| <b>University Controlled</b>      | 0                       | 1,379                    | 335                  | 0                   | 0                         | 0                            | 0                     | 0                         | 0             | 1,714          |
| <b>Total Net Assignable Space</b> | <b>22,010</b>           | <b>89,499</b>            | <b>265,625</b>       | <b>163</b>          | <b>0</b>                  | <b>3,474</b>                 | <b>70,125</b>         | <b>206,826</b>            | <b>705</b>    | <b>658,428</b> |
| <b>Building Support</b>           | 0                       | 0                        | 0                    | 0                   | 0                         | 0                            | 0                     | 0                         | 23,360        | 23,360         |
| <b>GRAND TOTAL</b>                | <b>22,010</b>           | <b>89,499</b>            | <b>265,625</b>       | <b>163</b>          | <b>0</b>                  | <b>3,474</b>                 | <b>70,125</b>         | <b>206,826</b>            | <b>24,065</b> | <b>681,788</b> |

**Pittsburgh Total Space in Square Footage by Division and A21 Utilization  
as of June 30, 2012**

|                                   | Instruction and<br>Department<br>Research | Organized<br>Research | Other<br>Institutional<br>Activity | Other<br>Sponsored<br>Projects | Operations and<br>Maintenance<br>of Plant | General<br>Administration | Departmental<br>Administration |
|-----------------------------------|---|-----------------------|------------------------------------|--------------------------------|---|---------------------------|--------------------------------|
| <b>President</b>                  | <b>109</b>                                | <b>0</b>              | <b>321</b>                         | <b>0</b>                       | <b>0</b>                                  | <b>10,644</b>             | <b>167</b>                     |
| <b>VP General Counsel</b>         | <b>0</b>                                  | <b>0</b>              | <b>12,304</b>                      | <b>0</b>                       | <b>3,094</b>                              | <b>15,825</b>             | <b>0</b>                       |
| <b>VP Research</b>                | <b>88</b>                                 | <b>0</b>              | <b>3,090</b>                       | <b>0</b>                       | <b>0</b>                                  | <b>203</b>                | <b>125</b>                     |
| <b>Provost</b>                    |   |                       |                                    |                                |   |                           |                                |
| CIT                               | 136,898                                   | 186,924               | 8,356                              | 1,992                          | 0   | 146                       | 58,347                         |
| CFA                               | 246,768                                   | 5,400                 | 9,234                              | 1,829                          | 0   | 0                         | 18,450                         |
| DC                                | 95,739                                    | 44,026                | 993                                | 967                            | 0   | 100                       | 18,380                         |
| HC                                | 36,998                                    | 473                   | 400                                | 409                            | 0   | 20                        | 16,742                         |
| MCS                               | 134,508                                   | 132,007               | 3,512                              | 9,523                          | 312                                       | 1,276                     | 27,339                         |
| SCS                               | 79,875                                    | 265,737               | 1,403                              | 4,739                          | 0   | 49                        | 57,297                         |
| TSB                               | 52,541                                    | 2,622                 | 3,361                              | 28                             | 0   | 197                       | 20,830                         |
| SEI                               | 0   | 225,122               | 3,003                              | 0                              | 0   | 0                         | 0                              |
| Other Provost                     | 19,318                                    | 405                   | 46,986                             | 786                            | 4,127                                     | 66,098                    | 6,908                          |
| <b>TOTAL</b>                      | <b>802,645</b>                            | <b>862,716</b>        | <b>77,248</b>                      | <b>20,273</b>                  | <b>4,439</b>                              | <b>67,886</b>             | <b>224,293</b>                 |
| <b>VP Finance</b>                 | <b>0</b>                                  | <b>0</b>              | <b>150</b>                         | <b>0</b>                       | <b>0</b>                                  | <b>18,963</b>             | <b>0</b>                       |
| <b>VP Campus Affairs</b>          |   |                       |                                    |                                |   |                           |                                |
| Campus Affairs Admin              | 70,782                                    | 0                     | 0                                  | 0                              | 0   | 0                         | 0                              |
| Housing                           | 36  | 0                     | 0                                  | 0                              | 0   | 0                         | 0                              |
| Athletics                         | 6,570                                     | 0                     | 0                                  | 0                              | 0   | 0                         | 0                              |
| Other                             | 1,195                                     | 0                     | 40,267                             | 0                              | 75,440                                    | 28,331                    | 0                              |
| <b>TOTAL</b>                      | <b>78,583</b>                             | <b>0</b>              | <b>40,267</b>                      | <b>0</b>                       | <b>75,440</b>                             | <b>28,331</b>             | <b>0</b>                       |
| <b>VP Univ Advancement</b>        | <b>1,674</b>                              | <b>0</b>              | <b>49,291</b>                      | <b>0</b>                       | <b>0</b>                                  | <b>187</b>                | <b>0</b>                       |
| <b>University Controlled</b>      | <b>508</b>                                | <b>0</b>              | <b>11,159</b>                      | <b>0</b>                       | <b>113</b>                                | <b>0</b>                  | <b>0</b>                       |
| <b>Total Net Assignable Space</b> | <b>883,609</b>                            | <b>862,714</b>        | <b>193,831</b>                     | <b>20,272</b>                  | <b>83,086</b>                             | <b>142,036</b>            | <b>224,585</b>                 |
| Building Support                  | 303                                       | 17                    | 47                                 | 0                              | 46  | 0                         | 936                            |
| <b>GRAND TOTAL</b>                | <b>883,912</b>                            | <b>862,731</b>        | <b>193,878</b>                     | <b>20,272</b>                  | <b>83,132</b>                             | <b>142,036</b>            | <b>225,521</b>                 |



|                                   | Sponsored<br>Projects<br>Administration | Library        | Student<br>Services | Outside<br>Agencies | Auxiliary<br>Services | Unassigned    | Non-<br>assignable | Total            |
|-----------------------------------|---|----------------|---------------------|---------------------|-----------------------|---------------|--------------------|------------------|
| <b>President</b>                  | 0                                       | 0              | 0                   | 0                   | 0                     | 0             | 0                  | 11,241           |
| <b>VP General Counsel</b>         | 0                                       | 0              | 0                   | 0                   | 0                     | 0             | 0                  | 31,223           |
| <b>VP Research</b>                | 1,976                                   | 0              | 0                   | 0                   | 0                     | 0             | 0                  | 5,482            |
| <b>Provost</b>                    |   |                |                     |                     |                       |               |                    |                  |
| CIT                               | 0                                       | 0              | 1,268               | 403                 | 0                     | 5,883         | 0                  | 400,216          |
| CFA                               | 0                                       | 0              | 523                 | 0                   | 0                     | 4,721         | 0                  | 286,925          |
| DC                                | 218                                     | 0              | 1,430               | 0                   | 0                     | 2,584         | 0                  | 164,436          |
| HC                                | 0                                       | 0              | 2,227               | 0                   | 0                     | 188           | 0                  | 57,457           |
| MCS                               | 0                                       | 0              | 0                   | 549                 | 0                     | 10,051        | 0                  | 319,075          |
| SCS                               | 0                                       | 0              | 711                 | 0                   | 0                     | 614           | 721                | 411,146          |
| TSB                               | 134                                     | 0              | 10,282              | 0                   | 0                     | 1,537         | 0                  | 91,533           |
| SEI                               | 0                                       | 0              | 0                   | 0                   | 0                     | 0             | 0                  | 228,125          |
| Other Provost                     | 0                                       | 122,261        | 14,343              | 0                   | 3,683                 | 0             | 0                  | 284,915          |
| <b>TOTAL</b>                      | <b>352</b>                              | <b>122,261</b> | <b>30,784</b>       | <b>952</b>          | <b>3,683</b>          | <b>25,578</b> | <b>721</b>         | <b>2,243,828</b> |
| <b>VP Finance</b>                 | <b>3,921</b>                            | <b>0</b>       | <b>0</b>            | <b>0</b>            | <b>0</b>              | <b>0</b>      | <b>0</b>           | <b>23,033</b>    |
| <b>VP Campus Affairs</b>          |   |                |                     |                     |                       |               |                    |                  |
| Campus Affairs Admin              | 0                                       | 0              | 6,825               | 0                   | 0                     | 0             | 0                  | 77,608           |
| Housing                           | 0                                       | 0              | 0                   | 0                   | 779,852               | 11,106        | 0                  | 790,994          |
| Athletics                         | 0                                       | 0              | 103,017             | 0                   | 6,321                 | 0             | 0                  | 115,908          |
| Other                             | 0                                       | 0              | 25,501              | 0                   | 184,525               | 4,380         | 5,840              | 365,478          |
| <b>TOTAL</b>                      | <b>0</b>                                | <b>0</b>       | <b>135,343</b>      | <b>0</b>            | <b>970,698</b>        | <b>15,486</b> | <b>5,840</b>       | <b>1,349,988</b> |
| <b>VP Univ Advancement</b>        | <b>0</b>                                | <b>0</b>       | <b>0</b>            | <b>0</b>            | <b>0</b>              | <b>0</b>      | <b>0</b>           | <b>51,152</b>    |
| <b>University Controlled</b>      | <b>0</b>                                | <b>0</b>       | <b>0</b>            | <b>18,979</b>       | <b>0</b>              | <b>40,672</b> | <b>0</b>           | <b>71,431</b>    |
| <b>Total Net Assignable Space</b> | <b>6,249</b>                            | <b>122,261</b> | <b>166,127</b>      | <b>19,930</b>       | <b>974,381</b>        | <b>81,736</b> | <b>6,561</b>       | <b>3,787,378</b> |
| Building Support                  | 0                                       | 0              | 196                 | 0                   | 0                     | 389           | 1,325,837          | 1,327,771        |
| <b>GRAND TOTAL</b>                | <b>6,249</b>                            | <b>122,261</b> | <b>166,323</b>      | <b>19,930</b>       | <b>974,381</b>        | <b>82,125</b> | <b>1,332,398</b>   | <b>5,115,149</b> |

**Pittsburgh Total University Owned Space in Square Footage by Division and A21 Utilization  
as of June 30, 2012**

|                                   | Instruction and<br>Department<br>Research | Organized<br>Research | Other<br>Institutional<br>Activity | Other<br>Sponsored<br>Projects | Operations and<br>Maintenance<br>of Plant | General<br>Administration | Departmental<br>Administration |
|-----------------------------------|---|-----------------------|------------------------------------|--------------------------------|---|---------------------------|--------------------------------|
| <b>President</b>                  | <b>109</b>                                | <b>0</b>              | <b>321</b>                         | <b>0</b>                       | <b>0</b>                                  | <b>10,644</b>             | <b>167</b>                     |
| <b>VP General Counsel</b>         | <b>0</b>                                  | <b>0</b>              | <b>11,641</b>                      | <b>0</b>                       | <b>3,094</b>                              | <b>10,278</b>             | <b>0</b>                       |
| <b>VP Research</b>                | <b>88</b>                                 | <b>0</b>              | <b>3,090</b>                       | <b>0</b>                       | <b>0</b>                                  | <b>203</b>                | <b>125</b>                     |
| <b>Provost</b>                    |   |                       |                                    |                                |   |                           |                                |
| CIT                               | 121,332                                   | 154,669               | 8,198                              | 1,105                          | 0   | 131                       | 48,603                         |
| CFA                               | 212,594                                   | 5,400                 | 9,234                              | 1,829                          | 0   | 0                         | 18,450                         |
| DC                                | 94,153                                    | 42,311                | 993                                | 967                            | 0   | 100                       | 18,175                         |
| HC                                | 24,104                                    | 473                   | 400                                | 409                            | 0   | 20                        | 15,862                         |
| MCS                               | 134,508                                   | 126,597               | 3,512                              | 9,523                          | 312                                       | 1,276                     | 27,339                         |
| SCS                               | 76,357                                    | 166,566               | 1,403                              | 2,162                          | 0   | 49                        | 31,749                         |
| TSB                               | 41,721                                    | 2,622                 | 3,361                              | 28                             | 0   | 197                       | 20,830                         |
| SEI                               | 0   | 96,311                | 3,003                              | 0                              | 0   | 0                         | 0                              |
| Other Provost                     | 19,318                                    | 405                   | 42,927                             | 786                            | 4,127                                     | 53,692                    | 6,908                          |
| <b>TOTAL</b>                      | <b>724,087</b>                            | <b>595,354</b>        | <b>73,031</b>                      | <b>16,809</b>                  | <b>4,439</b>                              | <b>55,465</b>             | <b>187,916</b>                 |
| <b>VP Finance</b>                 | <b>0</b>                                  | <b>0</b>              | <b>150</b>                         | <b>0</b>                       | <b>0</b>                                  | <b>18,963</b>             | <b>0</b>                       |
| <b>VP Campus Affairs</b>          |   |                       |                                    |                                |   |                           |                                |
| Campus Affairs Admin              | 70,782                                    | 0                     | 0                                  | 0                              | 0   | 0                         | 0                              |
| Housing                           | 36  | 0                     | 0                                  | 0                              | 0   | 0                         | 0                              |
| Athletics                         | 6,570                                     | 0                     | 0                                  | 0                              | 0   | 0                         | 0                              |
| Other                             | 1,195                                     | 0                     | 40,267                             | 0                              | 75,440                                    | 28,331                    | 0                              |
| <b>TOTAL</b>                      | <b>78,583</b>                             | <b>0</b>              | <b>40,267</b>                      | <b>0</b>                       | <b>75,440</b>                             | <b>28,331</b>             | <b>0</b>                       |
| <b>VP Univ Advancement</b>        | <b>1,674</b>                              | <b>0</b>              | <b>10,163</b>                      | <b>0</b>                       | <b>0</b>                                  | <b>187</b>                | <b>0</b>                       |
| <b>University Controlled</b>      | <b>508</b>                                | <b>0</b>              | <b>9,445</b>                       | <b>0</b>                       | <b>113</b>                                | <b>0</b>                  | <b>0</b>                       |
| <b>Total Net Assignable Space</b> | <b>805,051</b>                            | <b>595,353</b>        | <b>148,109</b>                     | <b>16,808</b>                  | <b>83,086</b>                             | <b>124,069</b>            | <b>188,208</b>                 |
| Building Support                  | 303                                       | 17                    | 47                                 | 0                              | 46  | 0                         | 936                            |
| <b>GRAND TOTAL</b>                | <b>805,354</b>                            | <b>595,370</b>        | <b>148,156</b>                     | <b>16,808</b>                  | <b>83,132</b>                             | <b>124,069</b>            | <b>189,144</b>                 |

|                                   | Sponsored<br>Projects<br>Administration | Library        | Student<br>Services | Outside<br>Agencies | Auxiliary<br>Services | Unassigned    | Non-<br>assignable | Total            |
|-----------------------------------|---|----------------|---------------------|---------------------|-----------------------|---------------|--------------------|------------------|
| <b>President</b>                  | 0                                       | 0              | 0                   | 0                   | 0                     | 0             | 0                  | 11,241           |
| <b>VP General Counsel</b>         | 0                                       | 0              | 0                   | 0                   | 0                     | 0             | 0                  | 25,014           |
| <b>VP Research</b>                | 1,976                                   | 0              | 0                   | 0                   | 0                     | 0             | 0                  | 5,482            |
| <b>Provost</b>                    |   |                |                     |                     |                       |               |                    |                  |
| CIT                               | 0                                       | 0              | 1,268               | 124                 | 0                     | 5,883         | 0                  | 341,313          |
| CFA                               | 0                                       | 0              | 523                 | 0                   | 0                     | 4,721         | 0                  | 252,751          |
| DC                                | 218                                     | 0              | 1,430               | 0                   | 0                     | 2,584         | 0                  | 160,931          |
| HC                                | 0                                       | 0              | 2,227               | 0                   | 0                     | 188           | 0                  | 43,683           |
| MCS                               | 0                                       | 0              | 0                   | 549                 | 0                     | 10,051        | 0                  | 313,665          |
| SCS                               | 0                                       | 0              | 711                 | 0                   | 0                     | 614           | 721                | 280,332          |
| TSB                               | 134                                     | 0              | 10,282              | 0                   | 0                     | 1,537         | 0                  | 80,713           |
| SEI                               | 0                                       | 0              | 0                   | 0                   | 0                     | 0             | 0                  | 99,314           |
| Other Provost                     | 0                                       | 122,261        | 14,343              | 0                   | 3,683                 | 0             | 0                  | 268,450          |
| <b>TOTAL</b>                      | <b>352</b>                              | <b>122,261</b> | <b>30,784</b>       | <b>673</b>          | <b>3,683</b>          | <b>25,578</b> | <b>721</b>         | <b>1,841,152</b> |
| <b>VP Finance</b>                 | <b>3,921</b>                            | <b>0</b>       | <b>0</b>            | <b>0</b>            | <b>0</b>              | <b>0</b>      | <b>0</b>           | <b>23,033</b>    |
| <b>VP Campus Affairs</b>          |   |                |                     |                     |                       |               |                    |                  |
| Campus Affairs Admin              | 0                                       | 0              | 6,825               | 0                   | 0                     | 0             | 0                  | 77,608           |
| Housing                           | 0                                       | 0              | 0                   | 0                   | 573,026               | 11,106        | 0                  | 584,168          |
| Athletics                         | 0                                       | 0              | 101,142             | 0                   | 6,321                 | 0             | 0                  | 114,033          |
| Other                             | 0                                       | 0              | 25,501              | 0                   | 184,525               | 4,380         | 5,840              | 365,478          |
| <b>TOTAL</b>                      | <b>0</b>                                | <b>0</b>       | <b>133,468</b>      | <b>0</b>            | <b>763,872</b>        | <b>15,486</b> | <b>5,840</b>       | <b>1,141,287</b> |
| <b>VP Univ Advancement</b>        | <b>0</b>                                | <b>0</b>       | <b>0</b>            | <b>0</b>            | <b>0</b>              | <b>0</b>      | <b>0</b>           | <b>12,024</b>    |
| <b>University Controlled</b>      | <b>0</b>                                | <b>0</b>       | <b>0</b>            | <b>18,979</b>       | <b>0</b>              | <b>40,672</b> | <b>0</b>           | <b>69,717</b>    |
| <b>Total Net Assignable Space</b> | <b>6,249</b>                            | <b>122,261</b> | <b>164,252</b>      | <b>19,651</b>       | <b>767,555</b>        | <b>81,736</b> | <b>6,561</b>       | <b>3,128,949</b> |
| Building Support                  | 0                                       | 0              | 196                 | 0                   | 0                     | 389           | 1,302,477          | 1,304,411        |
| <b>GRAND TOTAL</b>                | <b>6,249</b>                            | <b>122,261</b> | <b>164,448</b>      | <b>19,651</b>       | <b>767,555</b>        | <b>82,125</b> | <b>1,309,038</b>   | <b>4,433,360</b> |

**Pittsburgh Total Leased Space in Square Footage by Division and A21 Utilization  
as of June 30, 2012**

|                                   | Instruction and<br>Department<br>Research | Organized<br>Research | Other<br>Institutional<br>Activity | Other<br>Sponsored<br>Projects | Operations and<br>Maintenance of<br>Plant | General<br>Administration | Departmental<br>Administration |
|-----------------------------------|---|-----------------------|------------------------------------|--------------------------------|---|---------------------------|--------------------------------|
| <b>President</b>                  | <b>109</b>                                | <b>0</b>              | <b>321</b>                         | <b>0</b>                       | <b>0</b>                                  | <b>10,644</b>             | <b>167</b>                     |
| <b>VP General Counsel</b>         | <b>0</b>                                  | <b>0</b>              | <b>11,641</b>                      | <b>0</b>                       | <b>3,094</b>                              | <b>10,278</b>             | <b>0</b>                       |
| <b>VP Research</b>                | <b>88</b>                                 | <b>0</b>              | <b>3,090</b>                       | <b>0</b>                       | <b>0</b>                                  | <b>203</b>                | <b>125</b>                     |
| <b>Provost</b>                    |   |                       |                                    |                                |   |                           |                                |
| CIT                               | 121,332                                   | 154,669               | 8,198                              | 1,105                          | 0   | 131                       | 48,603                         |
| CFA                               | 212,594                                   | 5,400                 | 9,234                              | 1,829                          | 0   | 0                         | 18,450                         |
| DC                                | 94,153                                    | 42,311                | 993                                | 967                            | 0   | 100                       | 18,175                         |
| HC                                | 24,104                                    | 473                   | 400                                | 409                            | 0   | 20                        | 15,862                         |
| MCS                               | 134,508                                   | 126,597               | 3,512                              | 9,523                          | 312                                       | 1,276                     | 27,339                         |
| SCS                               | 76,357                                    | 166,566               | 1,403                              | 2,162                          | 0   | 49                        | 31,749                         |
| TSB                               | 41,721                                    | 2,622                 | 3,361                              | 28                             | 0   | 197                       | 20,830                         |
| SEI                               | 0   | 96,311                | 3,003                              | 0                              | 0   | 0                         | 0                              |
| Other Provost                     | 19,318                                    | 405                   | 42,927                             | 786                            | 4,127                                     | 53,692                    | 6,908                          |
| <b>TOTAL</b>                      | <b>724,087</b>                            | <b>595,354</b>        | <b>73,031</b>                      | <b>16,809</b>                  | <b>4,439</b>                              | <b>55,465</b>             | <b>187,916</b>                 |
| <b>VP Finance</b>                 | <b>0</b>                                  | <b>0</b>              | <b>150</b>                         | <b>0</b>                       | <b>0</b>                                  | <b>18,963</b>             | <b>0</b>                       |
| <b>VP Campus Affairs</b>          |   |                       |                                    |                                |   |                           |                                |
| Campus Affairs Admin              | 70,782                                    | 0                     | 0                                  | 0                              | 0   | 0                         | 0                              |
| Housing                           | 36  | 0                     | 0                                  | 0                              | 0   | 0                         | 0                              |
| Athletics                         | 6,570                                     | 0                     | 0                                  | 0                              | 0   | 0                         | 0                              |
| Other                             | 1,195                                     | 0                     | 40,267                             | 0                              | 75,440                                    | 28,331                    | 0                              |
| <b>TOTAL</b>                      | <b>78,583</b>                             | <b>0</b>              | <b>40,267</b>                      | <b>0</b>                       | <b>75,440</b>                             | <b>28,331</b>             | <b>0</b>                       |
| <b>VP Univ Advancement</b>        | <b>1,674</b>                              | <b>0</b>              | <b>10,163</b>                      | <b>0</b>                       | <b>0</b>                                  | <b>187</b>                | <b>0</b>                       |
| <b>University Controlled</b>      | <b>508</b>                                | <b>0</b>              | <b>9,445</b>                       | <b>0</b>                       | <b>113</b>                                | <b>0</b>                  | <b>0</b>                       |
| <b>Total Net Assignable Space</b> | <b>805,049</b>                            | <b>595,354</b>        | <b>148,108</b>                     | <b>16,809</b>                  | <b>83,086</b>                             | <b>124,071</b>            | <b>188,208</b>                 |
| Building Support                  | 303                                       | 17                    | 47                                 | 0                              | 46  | 0                         | 936                            |
| <b>GRAND TOTAL</b>                | <b>805,354</b>                            | <b>595,370</b>        | <b>148,156</b>                     | <b>16,808</b>                  | <b>83,132</b>                             | <b>124,069</b>            | <b>189,144</b>                 |

|                                   | Sponsored<br>Projects |                | Student<br>Services | Outside<br>Agencies | Auxiliary<br>Services | Unassigned    | Non-<br>assignable | Total            |
|-----------------------------------|-----------------------|----------------|---------------------|---------------------|-----------------------|---------------|--------------------|------------------|
|                                   | Administration        | Library        |                     |                     |                       |               |                    |                  |
| <b>President</b>                  | 0                     | 0              | 0                   | 0                   | 0                     | 0             | 0                  | 11,241           |
| <b>VP General Counsel</b>         | 0                     | 0              | 0                   | 0                   | 0                     | 0             | 0                  | 25,014           |
| <b>VP Research</b>                | 1,976                 | 0              | 0                   | 0                   | 0                     | 0             | 0                  | 5,482            |
| <b>Provost</b>                    |                       |                |                     |                     |                       |               |                    |                  |
| CIT                               | 0                     | 0              | 1,268               | 124                 | 0                     | 5,883         | 0                  | 341,313          |
| CFA                               | 0                     | 0              | 523                 | 0                   | 0                     | 4,721         | 0                  | 252,751          |
| DC                                | 218                   | 0              | 1,430               | 0                   | 0                     | 2,584         | 0                  | 160,931          |
| HC                                | 0                     | 0              | 2,227               | 0                   | 0                     | 188           | 0                  | 43,683           |
| MCS                               | 0                     | 0              | 0                   | 549                 | 0                     | 10,051        | 0                  | 313,665          |
| SCS                               | 0                     | 0              | 711                 | 0                   | 0                     | 614           | 721                | 280,332          |
| TSB                               | 134                   | 0              | 10,282              | 0                   | 0                     | 1,537         | 0                  | 80,713           |
| SEI                               | 0                     | 0              | 0                   | 0                   | 0                     | 0             | 0                  | 99,314           |
| Other Provost                     | 0                     | 122,261        | 14,343              | 0                   | 3,683                 | 0             | 0                  | 268,450          |
| <b>TOTAL</b>                      | <b>352</b>            | <b>122,261</b> | <b>30,784</b>       | <b>673</b>          | <b>3,683</b>          | <b>25,578</b> | <b>721</b>         | <b>1,841,152</b> |
| <b>VP Finance</b>                 | <b>3,921</b>          | <b>0</b>       | <b>0</b>            | <b>0</b>            | <b>0</b>              | <b>0</b>      | <b>0</b>           | <b>23,033</b>    |
| <b>VP Campus Affairs</b>          |                       |                |                     |                     |                       |               |                    |                  |
| Campus Affairs Admin              | 0                     | 0              | 6,825               | 0                   | 0                     | 0             | 0                  | 77,608           |
| Housing                           | 0                     | 0              | 0                   | 0                   | 573,026               | 11,106        | 0                  | 584,168          |
| Athletics                         | 0                     | 0              | 101,142             | 0                   | 6,321                 | 0             | 0                  | 114,033          |
| Other                             | 0                     | 0              | 25,501              | 0                   | 184,525               | 4,380         | 5,840              | 365,478          |
| <b>TOTAL</b>                      | <b>0</b>              | <b>0</b>       | <b>133,468</b>      | <b>0</b>            | <b>763,872</b>        | <b>15,486</b> | <b>5,840</b>       | <b>1,141,287</b> |
| <b>VP Univ Advancement</b>        | <b>0</b>              | <b>0</b>       | <b>0</b>            | <b>0</b>            | <b>0</b>              | <b>0</b>      | <b>0</b>           | <b>12,024</b>    |
| <b>University Controlled</b>      | <b>0</b>              | <b>0</b>       | <b>0</b>            | <b>18,979</b>       | <b>0</b>              | <b>40,672</b> | <b>0</b>           | <b>69,717</b>    |
| <b>Total Net Assignable Space</b> | <b>6,249</b>          | <b>122,261</b> | <b>164,252</b>      | <b>19,651</b>       | <b>767,555</b>        | <b>81,736</b> | <b>6,561</b>       | <b>3,128,949</b> |
| Building Support                  | 0                     | 0              | 196                 | 0                   | 0                     | 389           | 1,302,477          | 1,304,411        |
| <b>GRAND TOTAL</b>                | <b>6,249</b>          | <b>122,261</b> | <b>164,448</b>      | <b>19,651</b>       | <b>767,555</b>        | <b>82,125</b> | <b>1,309,038</b>   | <b>4,433,360</b> |

**Pittsburgh Total Space in Square Footage by Division and Building**  
as of June 30, 2012

|                                   | 300 S. Craig  | 407-409 S. Craig | 4615 Forbes   | 4616 Henry    | Alumni House | Baker/Porter   | Bramer       | CFA            | Cyert         | Doherty        | FMS Bldg      | Gates and Hillman | Gesling Field | GSIA           | Gym           |
|-----------------------------------|---------------|------------------|---------------|---------------|--------------|----------------|--------------|----------------|---------------|----------------|---------------|-------------------|---------------|----------------|---------------|
| <b>President</b>                  | 0             | 0                | 0             | 0             | 0            | 109            | 0            | 0              | 0             | 0              | 0             | 0                 | 0             | 0              | 0             |
| <b>VP General Counsel</b>         | 0             | 0                | 0             | 0             | 0            | 0              | 0            | 0              | 290           | 0              | 1,234         | 0                 | 0             | 0              | 0             |
| <b>VP Research</b>                | 0             | 0                | 3,090         | 0             | 0            | 0              | 0            | 0              | 69            | 0              | 0             | 0                 | 0             | 0              | 0             |
| <b>Provost</b>                    |               |                  |               |               |              |                |              |                |               |                |               |                   |               |                |               |
| CIT                               | 0             | 0                | 0             | 16,341        | 0            | 44,815         | 0            | 0              | 1,456         | 66,604         | 0             | 0                 | 0             | 0              | 0             |
| CFA                               | 0             | 0                | 0             | 0             | 0            | 5,572          | 0            | 83,414         | 0             | 29,411         | 0             | 0                 | 0             | 0              | 3,177         |
| DC                                | 1,475         | 0                | 0             | 0             | 0            | 112,877        | 0            | 0              | 0             | 3,551          | 7,322         | 0                 | 0             | 0              | 0             |
| HC                                | 0             | 0                | 0             | 0             | 0            | 0              | 0            | 0              | 0             | 0              | 0             | 0                 | 0             | 0              | 0             |
| MCS                               | 22,475        | 0                | 0             | 0             | 0            | 0              | 0            | 0              | 0             | 54,977         | 0             | 0                 | 0             | 0              | 0             |
| SCS                               | 17,374        | 5,102            | 0             | 0             | 0            | 0              | 0            | 0              | 96            | 0              | 724           | 110,284           | 0             | 0              | 0             |
| TSB                               | 0             | 0                | 0             | 0             | 0            | 0              | 0            | 0              | 0             | 0              | 0             | 0                 | 0             | 80,713         | 0             |
| SEI                               | 0             | 0                | 0             | 0             | 0            | 0              | 0            | 0              | 0             | 0              | 0             | 0                 | 0             | 0              | 0             |
| Other Provost                     | 276           | 4,352            | 2,812         | 182           | 294          | 4,980          | 2,971        | 2,624          | 39,308        | 1,002          | 594           | 1,470             | 1,721         | 236            | 57            |
| <b>TOTAL</b>                      | <b>41,600</b> | <b>9,454</b>     | <b>2,812</b>  | <b>16,523</b> | <b>294</b>   | <b>168,244</b> | <b>2,971</b> | <b>86,038</b>  | <b>40,860</b> | <b>155,545</b> | <b>8,640</b>  | <b>111,754</b>    | <b>1,721</b>  | <b>80,949</b>  | <b>3,234</b>  |
| <b>VP Finance</b>                 | 0             | 0                | 0             | 0             | 0            | 0              | 0            | 0              | 275           | 0              | 0             | 0                 | 0             | 0              | 0             |
| <b>VP Campus Affairs</b>          |               |                  |               |               |              |                |              |                |               |                |               |                   |               |                |               |
| Campus Affairs Admin              | 0             | 0                | 0             | 0             | 0            | 22,651         | 0            | 639            | 92            | 11,833         | 0             | 6,187             | 0             | 0              | 0             |
| Housing                           | 0             | 0                | 0             | 0             | 0            | 0              | 0            | 0              | 0             | 0              | 0             | 0                 | 0             | 0              | 0             |
| Athletics                         | 0             | 0                | 0             | 0             | 0            | 0              | 0            | 0              | 0             | 0              | 0             | 0                 | 3,442         | 0              | 51,857        |
| Other                             | 5,806         | 225              | 8,931         | 6,460         | 0            | 1,232          | 225          | 888            | 241           | 0              | 22,488        | 1,443             | 5,642         | 1,317          | 57            |
| <b>TOTAL</b>                      | <b>5,806</b>  | <b>225</b>       | <b>8,931</b>  | <b>6,460</b>  | <b>0</b>     | <b>23,883</b>  | <b>225</b>   | <b>1,527</b>   | <b>333</b>    | <b>11,833</b>  | <b>22,488</b> | <b>7,630</b>      | <b>9,084</b>  | <b>1,317</b>   | <b>51,914</b> |
| <b>VP Univ Advancement</b>        | 0             | 0                | 0             | 0             | 6,207        | 0              | 665          | 0              | 0             | 0              | 0             | 0                 | 0             | 0              | 0             |
| <b>University Controlled</b>      | 492           | 0                | 19,327        | 0             | 0            | 0              | 0            | 0              | 570           | 320            | 0             | 0                 | 0             | 0              | 0             |
| <b>Total Net Assignable Space</b> | <b>47,897</b> | <b>9,679</b>     | <b>34,161</b> | <b>22,983</b> | <b>6,501</b> | <b>192,236</b> | <b>3,861</b> | <b>87,565</b>  | <b>42,397</b> | <b>167,697</b> | <b>32,363</b> | <b>119,385</b>    | <b>10,805</b> | <b>82,266</b>  | <b>55,148</b> |
| Building Support                  | 34,794        | 1,521            | 7,004         | 2,278         | 1,736        | 70,789         | 865          | 36,311         | 22,067        | 97,082         | 15,252        | 80,524            | 6,125         | 46,590         | 8,159         |
| <b>GRAND TOTAL</b>                | <b>82,691</b> | <b>11,200</b>    | <b>41,165</b> | <b>25,261</b> | <b>8,237</b> | <b>263,025</b> | <b>4,726</b> | <b>123,876</b> | <b>64,464</b> | <b>264,779</b> | <b>47,615</b> | <b>199,909</b>    | <b>16,930</b> | <b>128,856</b> | <b>63,307</b> |

|                                   | Hamburg        | Hamer-<br>schlag | Hunt<br>Library | Margaret<br>Morrison | Mellon<br>Institute | Newell-<br>Simon | Penn<br>Ave    | PTC           | Posner<br>Center | Purnell        | Roberts       | Scaife        | SEI            | Smith         |
|-----------------------------------|----------------|------------------|-----------------|----------------------|---------------------|------------------|----------------|---------------|------------------|----------------|---------------|---------------|----------------|---------------|
| <b>President</b>                  | 0              | 0                | 0               | 0                    | 0                   | 0                | 0              | 0             | 7,288            | 0              | 0             | 0             | 0              | 0             |
| <b>VP General Counsel</b>         | 0              | 0                | 0               | 0                    | 1,809               | 0                | 0              | 0             | 0                | 0              | 0             | 0             | 0              | 0             |
| <b>VP Research</b>                | 67             | 0                | 0               | 0                    | 0                   | 0                | 0              | 0             | 0                | 0              | 0             | 0             | 0              | 0             |
| <b>Provost</b>                    |                |                  |                 |                      |                     |                  |                |               |                  |                |               |               |                |               |
| CIT                               | 21,671         | 78,348           | 0               | 0                    | 904                 | 0                | 0              | 16,080        | 0                | 0              | 35,297        | 20,320        | 0              | 2,466         |
| CFA                               | 0              | 0                | 0               | 62,509               | 0                   | 0                | 4,222          | 0             | 0                | 62,901         | 0             | 0             | 0              | 0             |
| DC                                | 0              | 0                | 0               | 9,822                | 13,351              | 0                | 0              | 0             | 0                | 0              | 0             | 0             | 0              | 0             |
| HC                                | 43,683         | 0                | 0               | 0                    | 0                   | 0                | 0              | 0             | 0                | 0              | 0             | 0             | 0              | 0             |
| MCS                               | 0              | 0                | 0               | 0                    | 172,669             | 0                | 0              | 3,154         | 0                | 0              | 0             | 0             | 0              | 0             |
| SCS                               | 0              | 1,411            | 0               | 0                    | 144                 | 99,011           | 0              | 0             | 0                | 0              | 0             | 0             | 0              | 12,695        |
| TSB                               | 0              | 0                | 0               | 0                    | 0                   | 0                | 0              | 0             | 0                | 0              | 0             | 0             | 0              | 0             |
| SEI                               | 0              | 0                | 0               | 0                    | 0                   | 0                | 0              | 0             | 0                | 0              | 0             | 0             | 94,874         | 0             |
| Other Provost                     | 70             | 79               | 79,608          | 87                   | 12,541              | 0                | 41,376         | 24,664        | 942              | 479            | 408           | 104           | 107            | 0             |
| <b>TOTAL</b>                      | <b>65,424</b>  | <b>79,838</b>    | <b>79,608</b>   | <b>72,418</b>        | <b>199,609</b>      | <b>99,011</b>    | <b>45,598</b>  | <b>43,898</b> | <b>942</b>       | <b>63,380</b>  | <b>35,705</b> | <b>20,424</b> | <b>94,981</b>  | <b>15,161</b> |
| <b>VP Finance</b>                 | <b>0</b>       | <b>0</b>         | <b>0</b>        | <b>0</b>             | <b>0</b>            | <b>0</b>         | <b>0</b>       | <b>0</b>      | <b>0</b>         | <b>0</b>       | <b>0</b>      | <b>0</b>      | <b>0</b>       | <b>0</b>      |
| <b>VP Campus Affairs</b>          |                |                  |                 |                      |                     |                  |                |               |                  |                |               |               |                |               |
| Campus Affairs Admin              | 4,733          | 1,783            | 0               | 2,882                | 1,642               | 0                | 0              | 0             | 0                | 0              | 0             | 5,118         | 0              | 0             |
| Housing                           | 0              | 0                | 0               | 0                    | 0                   | 0                | 414            | 0             | 0                | 0              | 0             | 0             | 0              | 0             |
| Athletics                         | 0              | 0                | 0               | 0                    | 0                   | 0                | 0              | 0             | 0                | 0              | 0             | 0             | 0              | 0             |
| Other                             | 1,141          | 702              | 858             | 347                  | 3,383               | 1,301            | 55,404         | 209           | 0                | 154            | 0             | 0             | 0              | 0             |
| <b>TOTAL</b>                      | <b>5,874</b>   | <b>2,485</b>     | <b>858</b>      | <b>3,229</b>         | <b>5,025</b>        | <b>1,301</b>     | <b>55,818</b>  | <b>209</b>    | <b>0</b>         | <b>154</b>     | <b>0</b>      | <b>5,118</b>  | <b>0</b>       | <b>0</b>      |
| <b>VP Univ Advancement</b>        | <b>0</b>       | <b>0</b>         | <b>0</b>        | <b>0</b>             | <b>1,674</b>        | <b>0</b>         | <b>0</b>       | <b>0</b>      | <b>0</b>         | <b>0</b>       | <b>0</b>      | <b>0</b>      | <b>0</b>       | <b>0</b>      |
| <b>University Controlled</b>      | <b>0</b>       | <b>0</b>         | <b>0</b>        | <b>0</b>             | <b>1,511</b>        | <b>0</b>         | <b>2,090</b>   | <b>4,932</b>  | <b>0</b>         | <b>0</b>       | <b>2,014</b>  | <b>0</b>      | <b>0</b>       | <b>0</b>      |
| <b>Total Net Assignable Space</b> | <b>71,364</b>  | <b>82,322</b>    | <b>80,466</b>   | <b>75,647</b>        | <b>209,629</b>      | <b>100,311</b>   | <b>103,507</b> | <b>49,039</b> | <b>8,230</b>     | <b>63,533</b>  | <b>37,718</b> | <b>25,542</b> | <b>94,981</b>  | <b>15,161</b> |
| Building Support                  | 31,221         | 39,762           | 19,720          | 33,300               | 146,201             | 53,826           | 4,968          | 31,570        | 1,407            | 41,742         | 26,882        | 10,588        | 33,829         | 6,040         |
| <b>GRAND TOTAL</b>                | <b>102,585</b> | <b>122,084</b>   | <b>100,186</b>  | <b>108,947</b>       | <b>355,830</b>      | <b>154,137</b>   | <b>108,475</b> | <b>80,609</b> | <b>9,637</b>     | <b>105,275</b> | <b>64,600</b> | <b>36,130</b> | <b>128,810</b> | <b>21,201</b> |

|                                   | UC             | UTDC          | Warner        | Wean           | Whitfield     | Housing        | Other          | CIC Leased    | NREC Leased   | SEI Leased    | Housing Leased | Other Leased   | Total            |
|-----------------------------------|----------------|---------------|---------------|----------------|---------------|----------------|----------------|---------------|---------------|---------------|----------------|----------------|------------------|
| <b>President</b>                  | 0              | 98            | 3,425         | 321            | 0             | 0              | 0              | 0             | 0             | 0             | 0              | 0              | 11,241           |
| <b>VP General Counsel</b>         | 622            | 701           | 1,220         | 51             | 8,419         | 0              | 10,668         | 0             | 0             | 0             | 0              | 6,209          | 31,223           |
| <b>VP Research</b>                | 0              | 0             | 2,256         | 0              | 0             | 0              | 0              | 0             | 0             | 0             | 0              | 0              | 5,482            |
| <b>Provost</b>                    |                |               |               |                |               |                |                |               |               |               |                |                |                  |
| CIT                               | 0              | 0             | 0             | 37,010         | 0             | 0              | 0              | 38,697        | 0             | 0             | 705            | 19,502         | 400,216          |
| CFA                               | 0              | 0             | 0             | 915            | 0             | 0              | 629            | 0             | 0             | 0             | 0              | 34,174         | 286,925          |
| DC                                | 0              | 0             | 0             | 12,533         | 0             | 0              | 0              | 0             | 0             | 0             | 0              | 3,505          | 164,436          |
| HC                                | 0              | 0             | 0             | 0              | 0             | 0              | 0              | 0             | 0             | 0             | 0              | 13,774         | 57,457           |
| MCS                               | 0              | 0             | 0             | 60,390         | 0             | 0              | 0              | 0             | 0             | 0             | 0              | 5,410          | 319,075          |
| SCS                               | 0              | 0             | 0             | 33,492         | 0             | 0              | 0              | 2,889         | 76,861        | 0             | 0              | 51,063         | 411,146          |
| TSB                               | 0              | 0             | 0             | 0              | 0             | 0              | 0              | 0             | 0             | 0             | 0              | 10,820         | 91,533           |
| SEI                               | 0              | 0             | 0             | 0              | 0             | 0              | 4,440          | 41,411        | 0             | 28,878        | 0              | 58,522         | 228,125          |
| Other Provost                     | 561            | 3,034         | 11,629        | 23,827         | 121           | 0              | 5,934          | 241           | 0             | 0             | 0              | 16,224         | 284,915          |
| <b>TOTAL</b>                      | <b>561</b>     | <b>3,034</b>  | <b>11,629</b> | <b>168,167</b> | <b>121</b>    | <b>0</b>       | <b>11,003</b>  | <b>83,238</b> | <b>76,861</b> | <b>28,878</b> | <b>705</b>     | <b>212,994</b> | <b>2,243,828</b> |
| <b>VP Finance</b>                 | <b>0</b>       | <b>22,088</b> | <b>670</b>    | <b>0</b>       | <b>0</b>      | <b>0</b>       | <b>0</b>       | <b>0</b>      | <b>0</b>      | <b>0</b>      | <b>0</b>       | <b>0</b>       | <b>23,033</b>    |
| <b>VP Campus Affairs</b>          |                |               |               |                |               |                |                |               |               |               |                |                |                  |
| Campus Affairs Admin              | 0              | 0             | 6,733         | 13,314         | 0             | 0              | 0              | 0             | 0             | 0             | 0              | 0              | 77,608           |
| Housing                           | 0              | 0             | 0             | 0              | 0             | 561,382        | 22,372         | 0             | 0             | 0             | 206,826        | 0              | 790,994          |
| Athletics                         | 45,843         | 0             | 0             | 0              | 0             | 0              | 12,891         | 0             | 0             | 0             | 0              | 1,875          | 115,908          |
| Other                             | 92,116         | 1,110         | 5,845         | 2,733          | 0             | 98,160         | 47,064         | 0             | 0             | 0             | 0              | 0              | 365,478          |
| <b>TOTAL</b>                      | <b>137,959</b> | <b>1,110</b>  | <b>12,578</b> | <b>16,047</b>  | <b>0</b>      | <b>659,542</b> | <b>82,327</b>  | <b>0</b>      | <b>0</b>      | <b>0</b>      | <b>206,826</b> | <b>1,875</b>   | <b>1,349,988</b> |
| <b>VP Univ Advancement</b>        | <b>0</b>       | <b>0</b>      | <b>3,478</b>  | <b>0</b>       | <b>0</b>      | <b>0</b>       | <b>0</b>       | <b>0</b>      | <b>0</b>      | <b>0</b>      | <b>0</b>       | <b>39,128</b>  | <b>51,152</b>    |
| <b>University Controlled</b>      | 641            | 0             | 0             | 512            | 0             | 28,501         | 8,806          | 0             | 1,714         | 0             | 0              | 0              | 71,431           |
| <b>Total Net Assignable Space</b> | <b>139,782</b> | <b>27,030</b> | <b>35,257</b> | <b>185,098</b> | <b>8,540</b>  | <b>688,043</b> | <b>112,805</b> | <b>83,237</b> | <b>78,575</b> | <b>28,878</b> | <b>207,531</b> | <b>260,207</b> | <b>3,787,378</b> |
| Building Support                  | 74,919         | 7,603         | 10,680        | 109,666        | 3,808         | 0              | 185,584        | 0             | 18,603        | 0             | 0              | 4,757          | 1,327,771        |
| <b>GRAND TOTAL</b>                | <b>214,701</b> | <b>34,633</b> | <b>45,937</b> | <b>294,764</b> | <b>12,348</b> | <b>688,043</b> | <b>298,389</b> | <b>83,237</b> | <b>97,178</b> | <b>28,878</b> | <b>207,531</b> | <b>264,964</b> | <b>5,115,149</b> |



**Parking Capacity**  
**Fall Semesters 2008 to 2012**

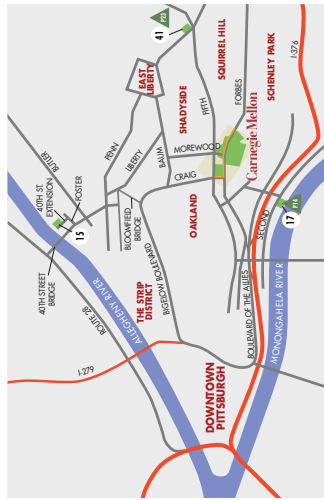
|                 | 2008         | 2009         | 2010         | 2011         | 2012         |
|-----------------|--------------|--------------|--------------|--------------|--------------|
| Permit Parking  | 2,624        | 2,876        | 2,873        | 2,691        | 2,693        |
| Visitor Parking | 272          | 272          | 272          | 272          | 272          |
| Meter Parking   | 46           | 46           | 46           | 34           | 34           |
| Utility Parking | 28           | 28           | 28           | 28           | 28           |
| Campus Street   | 301          | 301          | 301          | 301          | 301          |
| <b>TOTAL</b>    | <b>3,271</b> | <b>3,523</b> | <b>3,520</b> | <b>3,326</b> | <b>3,328</b> |

**Permit Parking Capacity by Lot**  
**Fall Semesters 2008 to 2012**

|                                 | 2008         | 2009         | 2010         | 2011         | 2012         |
|---------------------------------|--------------|--------------|--------------|--------------|--------------|
| 300 S. Craig                    | 15           | 15           | 15           | 15           | 13           |
| 6555 Penn Avenue                | 40           | 40           | 40           | 40           | 36           |
| Alumni House                    | 17           | 17           | 17           | 0            | 13           |
| Bramer House                    | 8            | 8            | 8            | 8            | 7            |
| Collaborative Innovation Center | 66           | 66           | 66           | 85           | 88           |
| College of Fine Arts            | 60           | 60           | 60           | 55           | 75           |
| Dithridge Street Garage         | 350          | 350          | 350          | 350          | 374          |
| Doherty Hall                    | 120          | 120          | 120          | 119          | 122          |
| East Campus Garage              | 770          | 770          | 770          | 770          | 660          |
| Fraternities                    | 75           | 75           | 75           | 75           | 75           |
| Frew Street                     | 9            | 9            | 9            | 9            | 9            |
| Gates Garage                    | 0            | 150          | 147          | 147          | 128          |
| GATF - Filmore                  | 0            | 72           | 72           | 69           | 77           |
| Hamburg Hall                    | 25           | 25           | 25           | 25           | 24           |
| Henry Street                    | 9            | 9            | 9            | 9            | 12           |
| Junction Hollow                 | 0            | 0            | 0            | 0            | 0            |
| Margaret Morrison Street        | 15           | 15           | 15           | 15           | 16           |
| Morewood                        | 798          | 798          | 798          | 637          | 747          |
| Pittsburgh Technology Center    | 91           | 91           | 91           | 91           | 72           |
| Porter-Hamerschlag-Wean         | 60           | 60           | 60           | 60           | 55           |
| Sororities                      | 25           | 25           | 25           | 22           | 21           |
| Warner                          | 10           | 10           | 10           | 10           | 12           |
| West Campus                     | 11           | 11           | 11           | 0            | 0            |
| Whitfield Hall                  | 50           | 50           | 50           | 50           | 42           |
| Zebina Way                      | 0            | 30           | 30           | 30           | 15           |
| <b>TOTAL</b>                    | <b>2,624</b> | <b>2,876</b> | <b>2,873</b> | <b>2,691</b> | <b>2,693</b> |

**Permit Assignments by Relationship**  
**Fall Semesters 2008 to 2012**

|                     | 2008         | 2009         | 2010         | 2011         | 2012         |
|---------------------|--------------|--------------|--------------|--------------|--------------|
| Faculty and Staff   | 2,000        | 2,025        | 1,958        | 2,598        | 3,171        |
| Students            | 140          | 305          | 256          | 289          | 157          |
| Non-Carnegie Mellon | 10           | 28           | 71           | 51           | 40           |
| <b>TOTAL</b>        | <b>2,150</b> | <b>2,358</b> | <b>2,285</b> | <b>2,938</b> | <b>3,368</b> |



**ACADEMIC/ADMINISTRATIVE**

- 1 Alumni House
- 2 Art Park
- 3A Baker Hall (Dietrich/H&SS)
- 3B Porter Hall
- 4 Branner House
- 5 College of Fine Arts (CFA)
- 6 Cyert Hall
- 7 Doherty Hall
- 8 Facilities Management Services Building
- 9A Cores Center for Computer Science (SCS)
- 9B Hillman Center for Future-Generation Technologies (SCS)
- 10 Hamburg Hall (Heinz)
- 11 Hamerslag Hall
- 12 Hunt Library
- 13 Margaret Morrison Carnegie Hall
- 14 Mellon Institute (MCI)
- 15 National Robotics Engineering Center (NREC)
- 16 Newell-Simon Hall (SCS)
- 17 Pittsburgh Technology Center\* (ETC)
- 18 Posner Center
- 19 Posner Hall (Tepper)
- 20 Purnell Center for the Arts
- 21 Rand Building
- 22 Roberts Engineering Hall
- 23 Robert M. La Follette Collaborative Innovation Center (RMCIC)
- 24 Scott Hall (CI)
- 25 Future Home of Sherman and Joyce Bowie Scott Hall
- 26 Skibo Gymnasium
- 27 Smith Hall
- 28 Software Engineering Institute (SEI)
- 29 Solar Decathlon House
- 30 University Center
- 31 Warner Hall (Office of Admission)
- 32 Wean Hall
- 33 Whitfield Hall (HR)
- 34 300 South Craig (Police)
- 35 311 South Craig
- 36 407 South Craig
- 37 4516 Henry (UTDC)
- 38 4609 Henry (Dietrich/H&SS Grad Labs)
- 39 4615 Forbes (GATF)
- 40 4616 Henry (INI)
- 41 6555 Penn\*

**RESIDENTIAL**

- 42 Boss House
- 43 Branner House\*\*\*
- 44 Doherty Apartments
- 45 Donner House
- 46 Fairfax Apartments
- 47 Fraternity/Sorority Quadrangle
- 48 Henderson House
- 49 Margaret Morrison Apartments/Plaza
- 50 Margaret Morrison Fraternity/Sorority Houses
- 51 McGill House
- 52 Morewood Gardens (Housing Office)
- 53 Mudge House
- 54 Neville Apartments
- 55 Resnik House
- 56 Rosalynn Houses
- 57 Scobell House
- 58 Shady Oak Apartments
- 59 Shirley Apartments
- 60 Spirit House
- 61 Stever House
- 62 The Residence on Fifth
- 63 Webster Hall
- 64 Welch House
- 65 West Wing
- 66 Woodlawn Apartments
- 67 99 Gladeside
- 68 1094 Devon

**PARKING**

- P1 Alumni House\*\*\*
- P2 Branner House\*\*\*
- P3 Children's School
- P4 Doherty Street Garage\*\*\*
- P5 Doherty Apartments\*\*\*
- P6 East Campus Garage\*\*\*
- P7 The Arts
- P8 Fraternities
- P9 Gates Garage\*\*\*
- P10 GATF
- P11 Hamburg Hall\*\*\*
- P12 Henry Street
- P13 Morewood\*\*\*
- P14 Pittsburgh Technology Center\* (ETC)
- P15 Posner-Hamerslag/Wean
- P16 RMCC Garage\*\*
- P17 Sororities
- P18 Warner
- P19 Weir Campus
- P20 Whitfield Hall
- P21 Zabina Way\*\*
- P22 4700 Fifth Avenue
- P23 6555 Penn\*
- P24 300 South Craig

\* Off campus, see inset  
 \*\* Open to visitors 9 a.m.-5 p.m. Monday - Friday  
 \*\*\* Open to visitors after 5 p.m. and weekends  
 \*\*\*\* Parking meters  
 Additional on-street parking available on city streets.  
 Primary circulation routes and access parking areas are shown.



# Campus Map

Carnegie Mellon University  
[www.cmu.edu](http://www.cmu.edu)

Revised October 2012