


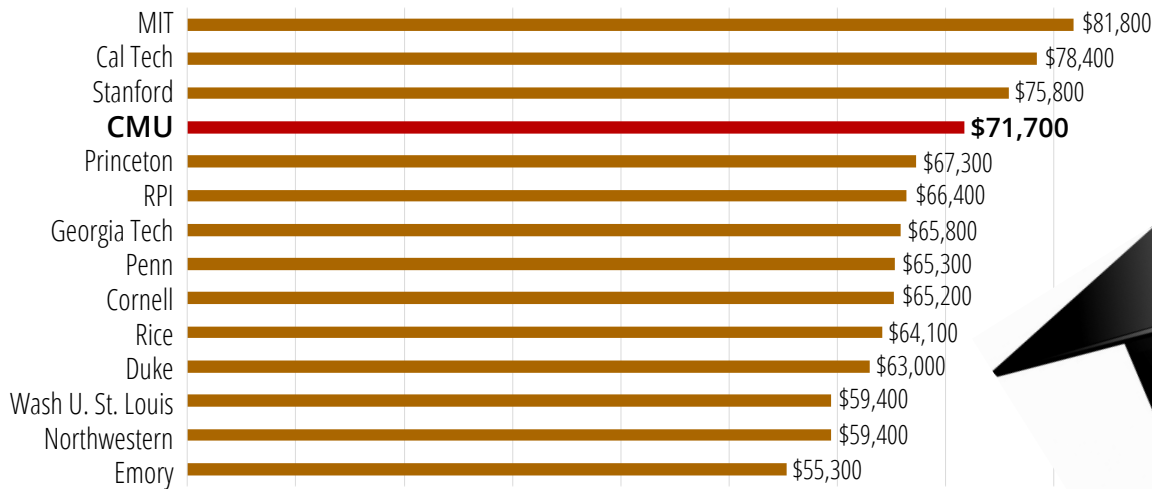
# RETURN ON INVESTMENT (ROI)

With the rising costs of higher education and concerns about student loan debt, students and parents often ask: "Is the cost worth it?" Recognizing that each student and family will arrive at their own equation about the value of a private educational experience such as the one Carnegie Mellon offers, the following information provides context for these decisions. See if you agree that a CMU education is worth the cost and that our graduates manage their debt capably – we have the data to show it.

## Earning Potential for CMU Graduates (External Sources)

Several US publications use existing, publicly-available data to develop mechanisms to provide insight regarding return on investment and to address the question about whether the cost of an institution is a good value given the earning potential of its graduates.

### CMU vs. Peer Institutions Early Career Salary\*

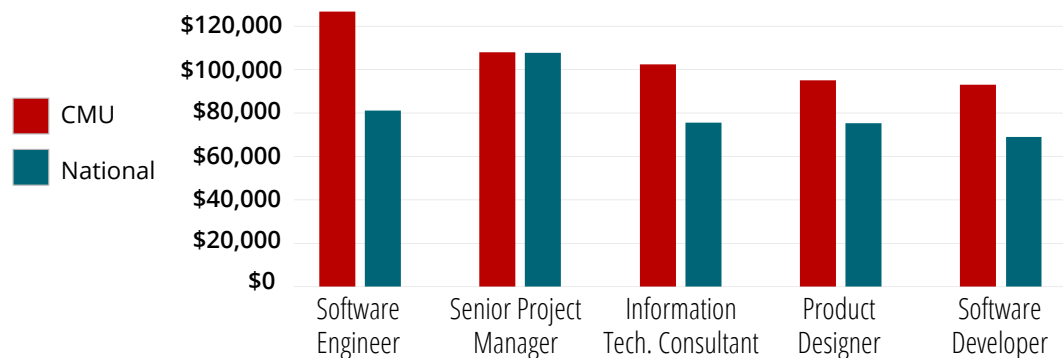


\*Early career is five years of experience or less in the career/field.

Source: 2017 PayScale College ROI Report, [www.payscale.com/college-roi](http://www.payscale.com/college-roi)

PayScale releases an annual College ROI Report (based on its annual salary survey) to provide an understanding of the value of college education in the job market. The graph above gives us a good idea about earning potential for graduates of CMU as compared to peer institutions. In engineering jobs specifically, CMU graduates reported higher median salaries than the national median. While fields such as engineering and computer science typically offer a higher salary, CMU fares well in the overall ranks, too.

### Median Salary by Job (CMU vs. National)



**#13**  
Private University ROI Rank

# CMU Enrollment Bulletin

## Earning Potential for CMU Graduates (Career & Professional Development Center)

Annually, CMU's Career & Professional Development Center (CPDC) collects data from graduating students regarding their plans following graduation. About 25% of our Class of 2016 graduating seniors were admitted to graduate school and planned to attend. In 2016, the median reported entry-level salary for CMU was more than 58% higher than the national median as reported by the National Association of Colleges and Employers. Since 2012, starting salary of CMU graduates has increased an average of 3.6% annually. As salaries in each field vary, access the more specific data for each CMU college at: [www.cmu.edu/career](http://www.cmu.edu/career).

2016

**CMU Median  
Starting Salary**

**\$83,146**

**National Median  
Starting Salary**

**\$52,569**

## Making the Personal ROI Decision Student Loans & Repayment

Students and families often look at cost factors in making the college decision. Increasingly, students and families want to understand, "Will the financial commitment to CMU be worth it?" The return on investment decision - it is YOURS. The 51% of undergraduates who borrow money while attending CMU can determine their estimated monthly repayment amount by using the US Department of Education's repayment estimator at <http://studentaid.ed.gov/repay-loans/understand/plans>.

Class of 2016

**CMU Average  
Loan Debt**

**\$30,866**

After graduation, it is not unusual for students to pay several hundred dollars a month toward their student loans for a period of approximately ten years. That said, CMU's federal loan default rate is extremely low; in fiscal year 2013 (most recent information available), the default rate was 0.6%.

Source: IRandA Common Data Set, 2016-17

**Our graduates experience long-term benefits - including the ability to pay off their student loans in **resounding numbers** AND in **earning potential**. That pays dividends on the financial commitment to obtaining a CMU degree.**

## What We Know...

- 1. A CMU education is a significant financial commitment for students and families.**
- 2. At the same time, 45% of our undergraduates receive some kind of financial aid - including more than \$86 million in grant aid annually.**
- 3. Our graduates have demonstrated that their earning potential is high.**
- 4. As a result, our graduates pay back their loans in remarkably strong numbers; our graduates' default rate on student loans is less than 1%.**

For more information, Carnegie Mellon encourages students and families to use reputable financial advising resources such as:

- [www.whitehouse.gov/issues/education/higher-education/college-score-card](http://www.whitehouse.gov/issues/education/higher-education/college-score-card)
- [www.payscale.com/college-roi](http://www.payscale.com/college-roi)

**RETURN ON INVESTMENT (ROI)**

**CMU Enrollment Bulletin**

Published by Enrollment Services

5000 Forbes Avenue, Warner Hall (Lower Level)  
Pittsburgh, PA 15213

412-268-8186, [thehub@andrew.cmu.edu](mailto:thehub@andrew.cmu.edu), [www.cmu.edu/hub](http://www.cmu.edu/hub)