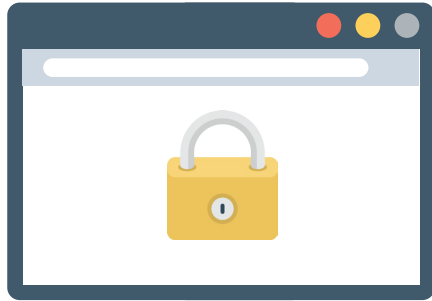
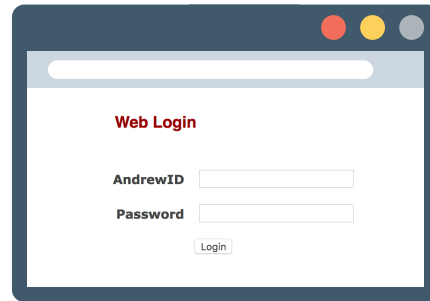


CMU 2FA EXPERIENCE – USING DUO 2FA WITH WEBLOGIN

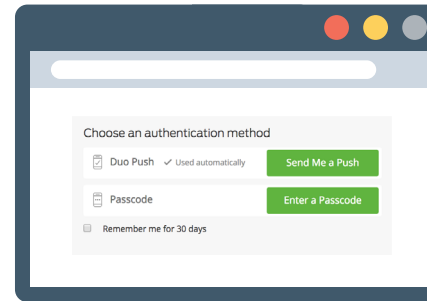
START HERE



1 Access a web service or information protected by WebLogin and 2fa.

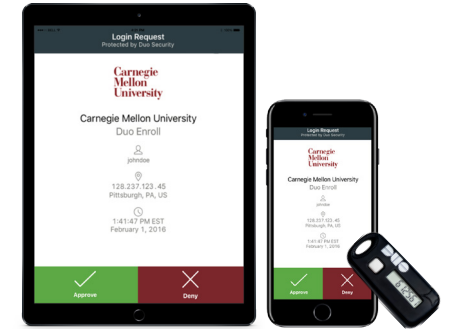


2 Enter your Andrew UserID and password.



3 Choose an option:

- **Duo Push** (Smart Device)
- **Passcode** (Hard Token or one-time passcode via Duo app)



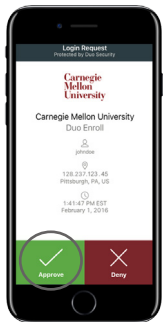
4 Use your mobile smart device or hard token to complete authentication, as described below.

MOBILE SMART DEVICE

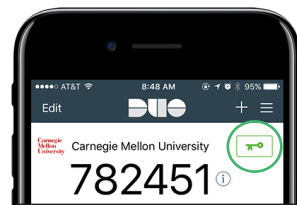
From your mobile smart device, access DUO and complete one of the following:

DUO PUSH

Tap **Approve** when prompted on the Login Request



ONE-TIME PASSCODE



1. Tap the **Key** button to generate a one-time passcode
2. From your computer, click **Enter a Passcode** on the WebLogin/Duo prompt.
3. Enter the one-time passcode and click **Log In**.

HARD TOKEN

1. Press the button on your hardware token to generate a one-time passcode.



2. From your computer, click **Enter a Passcode** on the Duo prompt for **Choose an authentication method**.
3. Enter the one-time passcode and click **Log In**.