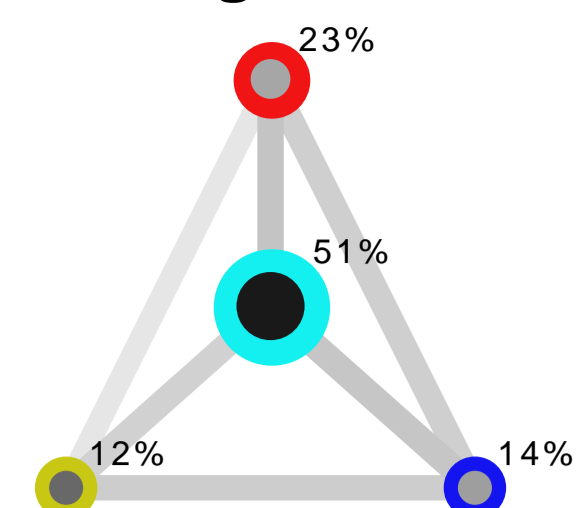
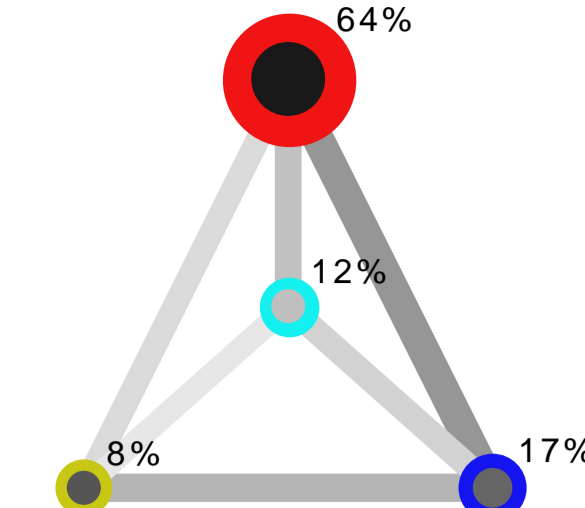


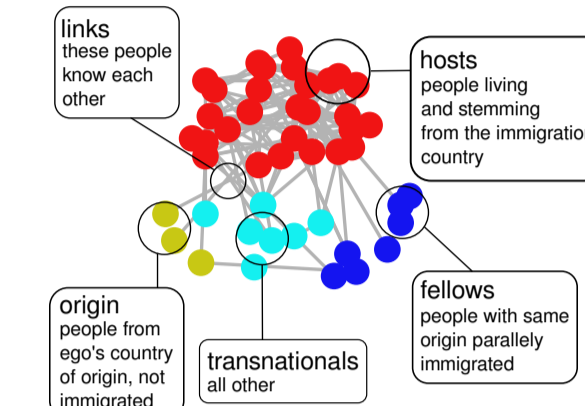
integration



assimilation



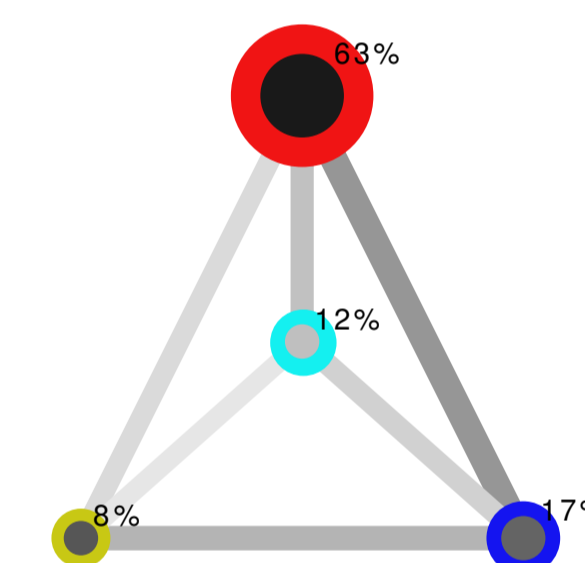
personal network



for a single network:

- ▶ alter classes identified by color
- ▶ edges represent acquaintanceship

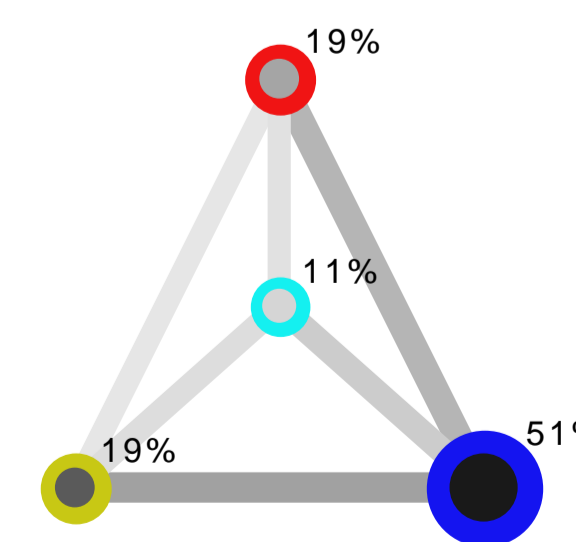
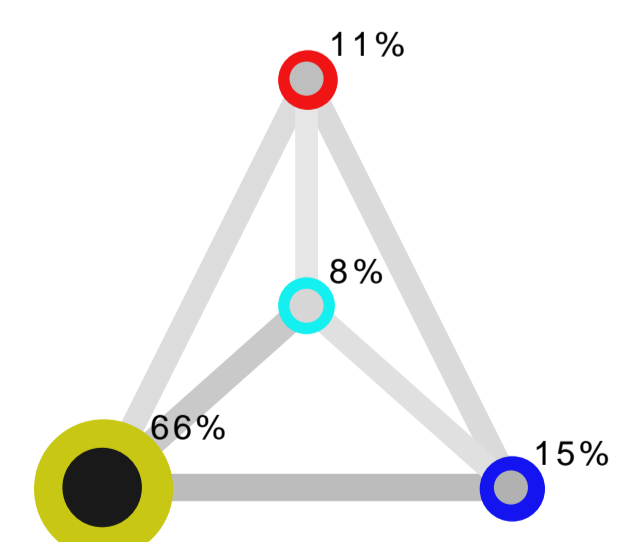
class structure



for a cluster of networks:

- ▶ circle border color: class of alters
- ▶ circle darkness: average density within classes
- ▶ edge darkness: average degree of linkage

marginalization



separation

Forms of Acculturation

Individual graphs represent personal networks of 45 alters of immigrants from Africa, East-Europe, South America, and the Caribbean to Spain or the US.

Alters are classified according to country of residence and nationality relative to ego. Clustering based on similarity of structure and composition yields four groups.

Their aggregate class structures are shown in the four corners, and personal networks are placed using multidimensional scaling of pairwise similarity and degree of cluster membership.

In addition to relations between individual networks, the diagram indicates the distribution of four basic forms of acculturation, where only the small cluster labeled "integration" is not exactly as predicted by Berry (*Applied Psychology*, 1997).