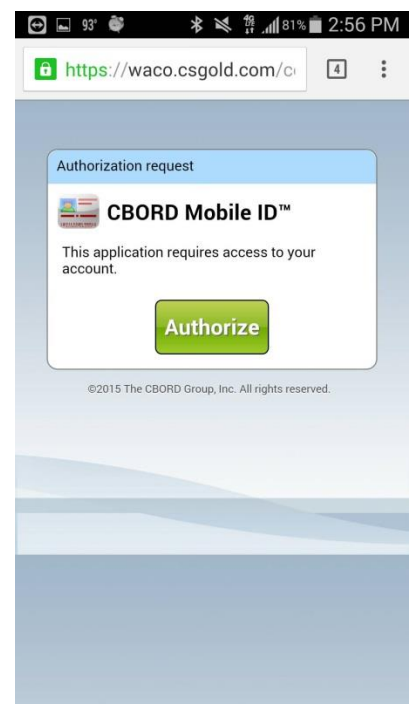
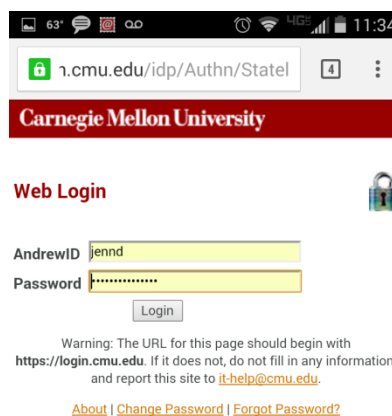
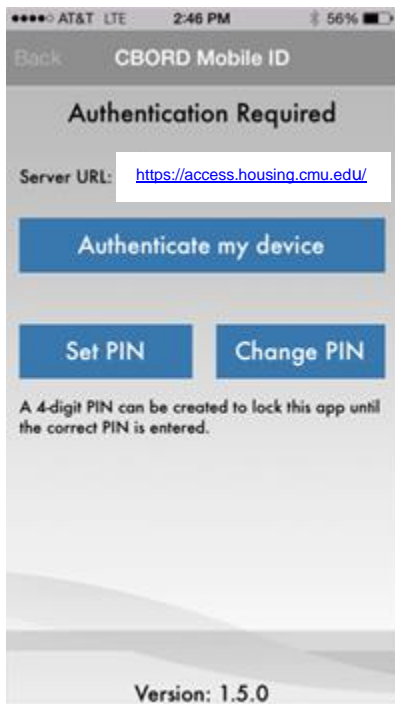




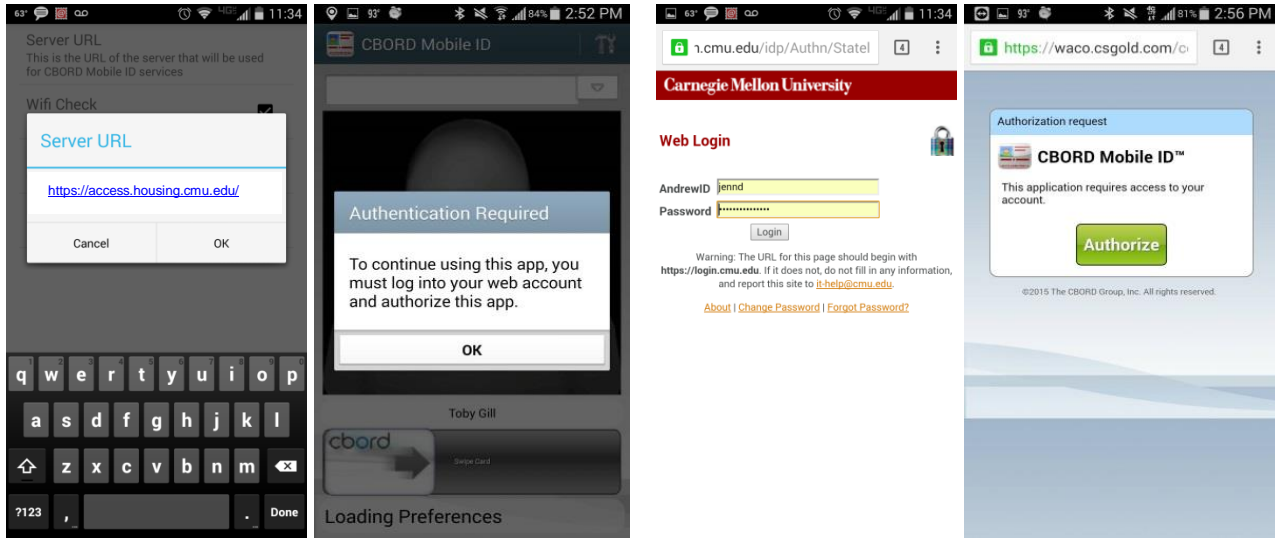
TO SET UP YOUR CELL PHONE FOR ACCESS

You MUST be logged into the CMU Secure WiFi on your device to utilize this APP.

1. Download the Cbord MobileID APP from either the AppStore or iTunes; This app is available for both iPhone® and Android®.
2. Open the app. For the server URL, enter <https://access.housing.cmu.edu/> (if it is not already there).
3. For iOS (see #4 for Android)
 - a. After entering the URL press **Authenticate my device**. The **Login** screen will appear.
 - b. Use your Shibboleth Login again.
 - c. Press the **Authorize** button. Your mobile phone is now ready for use. Skip to #5.



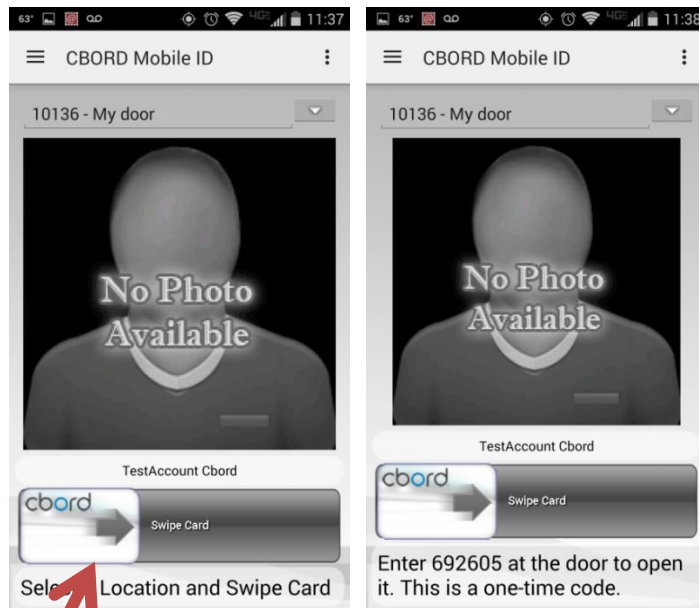
4. For Android
 - a. After entering the URL, <https://access.housing.cmu.edu/>, press **OK**.
 - b. You will be returned to the settings screen; press the **Back** function on your phone.
 - c. On the **Authentication Required** screen, press **OK**.
 - d. On the **Login** screen, enter your Shibboleth Credentials.
 - e. Press the **Authorize** button. Your mobile phone is ready for use.



5. To use the app to open your door you must have a good Internet connection. You will need to select the location in the drop-down control. Choose OpenMyDoor to get a code to open your dorm room. Press the "Choose" button on iPhone or the down arrow on Android to see other doors you can open.

6. Swipe the CBord button at the bottom. You will then receive a 6 digit code to enter on your door.

You must type # then the 6 digit code on the door.



Swipe this button to receive 6 digit pin. You must type # on your door first then enter the 6 digit pin to open the door.