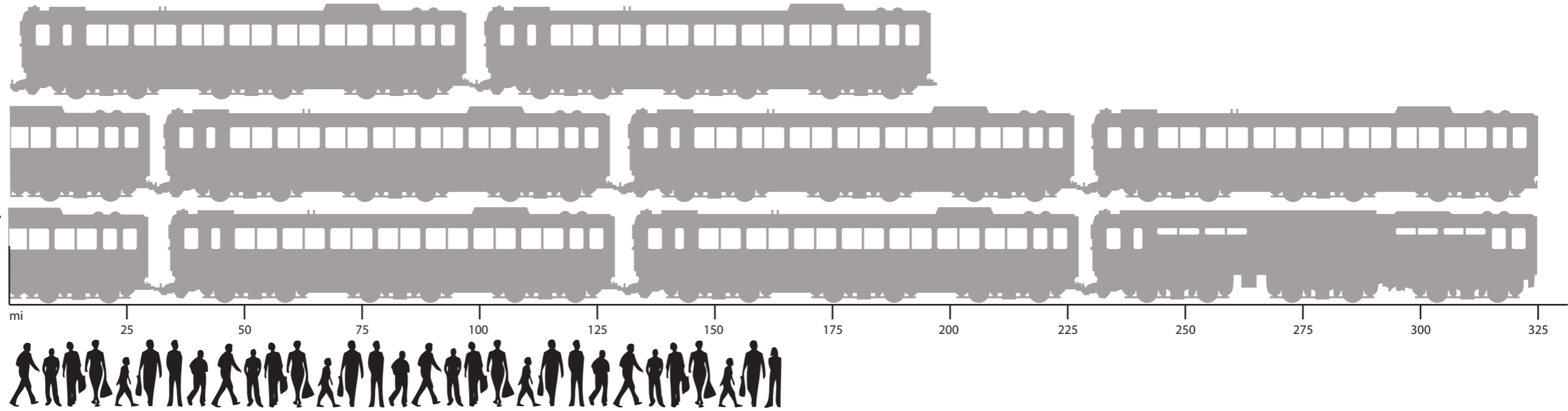


Subway Systems in NYC, Tokyo & Dubai

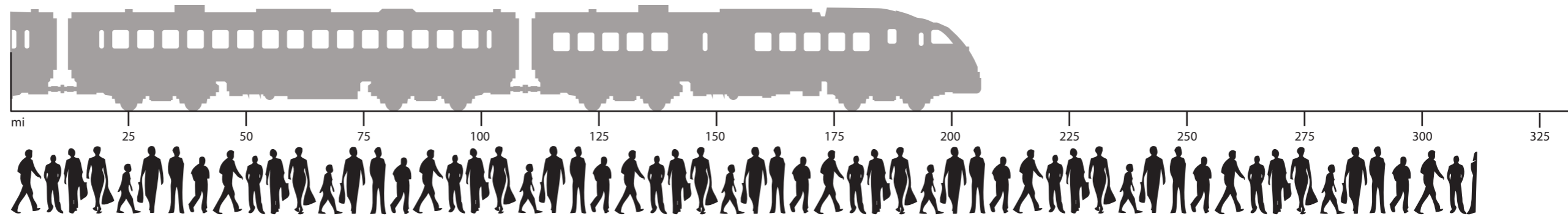
Optimistic Overcapacity

Amna Jassim Sultan

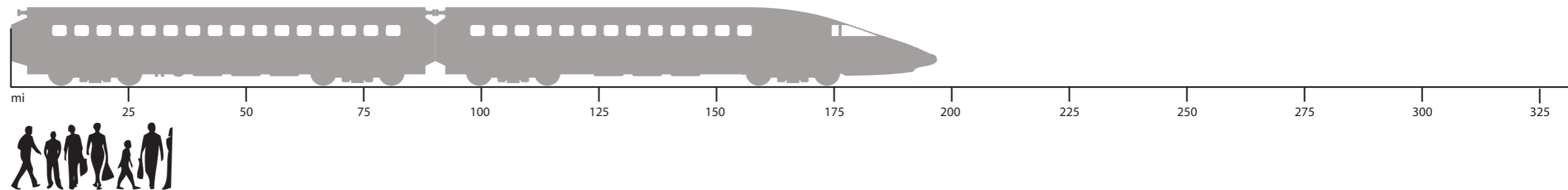
New York City Subway
 842 mi in length
 1.563 Billion Passengers/ Year
 2,050 people/ sqKm



Tokyo Subway
 204 mi in length
 2.916 Billion Passengers/ Year
 4,750 people/ sqKm



Dubai Metro
 197.5 mi in length
 335 million Passengers/ Year
 2,650 people/ sqKm



 each silhouette represents 50 million passengers

* Dubai metro is expected to be in full operation by 2020

* Population density, 2007 statistics

http://en.wikipedia.org/wiki/Metro_systems_by_annual_passenger_rides

http://en.wikipedia.org/wiki/New_York_City_Subway

http://en.wikipedia.org/wiki/Tokyo_Subway

<http://www.railway-technology.com/projects/dubai-metro/>

<http://www.citymayors.com/statistics/largest-cities-density-125.html>